

# Coronavirus COVID-19 Colorado state/county updates: <https://covid19.colorado.gov/data>



**COLORADO**  
Department of Public  
Health & Environment



**COLORADO**  
State Emergency  
Operations Center

## April 2, 2020: 3,728 cases

Adams	260	La Plata	24
Alamosa	4	Lake	2
Arapahoe	441	Larimer	124
Archuleta	1	Las Animas	0
Baca	9	Lincoln	1
Bent	0	Logan	7
Boulder	132	Mesa	17
Broomfield	30	Mineral	2
Chaffee	18	Moffat	4
Cheyenne	0	Montezuma	3
Clear Creek	6	Montrose	14
Conejos	0	Morgan	7
Costilla	3	Otero	3
Crowley	1	Ouray	0
Custer	1	Park	3
Delta	1	Phillips	2
Denver	643	Pitkin	36
Dolores	0	Prowers	0
Douglas	171	Pueblo	26
Eagle	314	Rio Blanco	0
El Paso	340	Rio Grande	5
Elbert	5	Routt	23
Fremont	2	Saguache	3
Garfield	43	San Juan	0
Gilpin	0	San Miguel	7
Grand	4	Sedgwick	0
Gunnison	86	Summit	26
Hinsdale	1	Teller	7
Huerfano	1	Washington	1
Jackson	0	Weld	329
Jefferson	385	Yuma	2
Kiowa	0	Unknown or	144
Kit Carson	4	Pending	
Grand Total			3,728

### Cases in Colorado by Age Group

0-9	1.05%
10-19	1.72%
20-29	13.95%
30-39	15.83%
40-49	15.72%
50-59	18.24%
60-69	15.13%
70-79	10.92%
80+	7.05%
Unknown	0.40%

### Cases in Colorado by Sex

Female	51.72%
Male	47.88%
Unknown	0.40%

### Deaths in Colorado by Sex

Female	39.18%
Male	60.82%
Unknown	0.00%

\* People who tested positive for COVID-19 in Colorado while visiting are included in the county where they were identified.

## April 3, 2020: 4,173 cases

Adams	294	La Plata	25
Alamosa	4	Lake	3
Arapahoe	500	Larimer	134
Archuleta	1	Las Animas	1
Baca	9	Lincoln	1
Bent	0	Logan	7
Boulder	143	Mesa	20
Broomfield	36	Mineral	2
Chaffee	19	Moffat	3
Cheyenne	0	Montezuma	3
Clear Creek	6	Montrose	26
Conejos	0	Morgan	7
Costilla	3	Otero	3
Crowley	1	Ouray	0
Custer	2	Park	5
Delta	4	Phillips	2
Denver	716	Pitkin	38
Dolores	0	Prowers	0
Douglas	194	Pueblo	31
Eagle	333	Rio Blanco	1
El Paso	374	Rio Grande	5
Elbert	6	Routt	28
Fremont	2	Saguache	3
Garfield	45	San Juan	0
Gilpin	0	San Miguel	9
Grand	4	Sedgwick	0
Gunnison	88	Summit	35
Hinsdale	1	Teller	11
Huerfano	1	Washington	1
Jackson	0	Weld	379
Jefferson	440	Yuma	2
Kiowa	0	Unknown or	158
Kit Carson	4	Pending	
Grand Total			4,173

### Cases in Colorado by Age Group

0-9	1.03%
10-19	1.75%
20-29	13.78%
30-39	16.06%
40-49	15.62%
50-59	18.24%
60-69	15.10%
70-79	10.88%
80+	7.14%
Unknown	0.41%

### Cases in Colorado by Sex

Female	51.47%
Male	48.09%
Unknown	0.43%

### Deaths in Colorado by Sex

Female	37.84%
Male	62.16%
Unknown	0.00%

\* People who tested positive for COVID-19 in Colorado while visiting are included in the county where they were identified.

## 4/5/20: 4,950 cases

Adams	354	La Plata	29
Alamosa	4	Lake	3
Arapahoe	608	Larimer	153
Archuleta	1	Las Animas	1
Baca	9	Lincoln	1
Bent	0	Logan	9
Boulder	177	Mesa	22
Broomfield	50	Mineral	2
Chaffee	22	Moffat	3
Cheyenne	0	Montezuma	8
Clear Creek	6	Montrose	32
Conejos	0	Morgan	17
Costilla	3	Otero	3
Crowley	1	Ouray	2
Custer	2	Park	5
Delta	4	Phillips	3
Denver	825	Pitkin	38
Dolores	0	Prowers	0
Douglas	223	Pueblo	40
Eagle	339	Rio Blanco	1
El Paso	435	Rio Grande	5
Elbert	9	Routt	29
Fremont	3	Saguache	3
Garfield	46	San Juan	0
Gilpin	0	San Miguel	10
Grand	4	Sedgwick	0
Gunnison	93	Summit	45
Hinsdale	1	Teller	11
Huerfano	1	Washington	1
Jackson	0	Weld	470
Jefferson	519	Yuma	2
Kiowa	0	Unknown or	258
Kit Carson	5	Pending	
Grand Total			4,950

### Cases in Colorado by Age Group

0-9	0.99%
10-19	1.88%
20-29	13.76%
30-39	16.20%
40-49	15.92%
50-59	18.44%
60-69	14.83%
70-79	10.34%
80+	7.29%
Unknown	0.34%

### Cases in Colorado by Sex

Female	51.82%
Male	47.68%
Unknown	0.51%

### Deaths in Colorado by Sex

Female	39.29%
Male	60.71%
Unknown	0.00%

\* People who tested positive for COVID-19 in Colorado while visiting are included in the county where they were identified.

## 4/7/20: 5,429 cases

Adams	388	La Plata	34
Alamosa	4	Lake	3
Arapahoe	718	Larimer	161
Archuleta	6	Las Animas	1
Baca	9	Lincoln	1
Bent	0	Logan	13
Boulder	206	Mesa	27
Broomfield	50	Mineral	2
Chaffee	22	Moffat	3
Cheyenne	0	Montezuma	8
Clear Creek	7	Montrose	35
Conejos	0	Morgan	23
Costilla	3	Otero	4
Crowley	1	Ouray	3
Custer	2	Park	5
Delta	5	Phillips	3
Denver	884	Pitkin	39
Dolores	0	Prowers	0
Douglas	232	Pueblo	44
Eagle	372	Rio Blanco	1
El Paso	457	Rio Grande	5
Elbert	9	Routt	32
Fremont	4	Saguache	3
Garfield	48	San Juan	0
Gilpin	0	San Miguel	10
Grand	4	Sedgwick	0
Gunnison	95	Summit	53
Hinsdale	1	Teller	12
Huerfano	1	Washington	1
Jackson	0	Weld	537
Jefferson	579	Yuma	2
Kiowa	0	Unknown or	252
Kit Carson	5	Pending	
Grand Total			5,429

### Cases in Colorado by Age Group

0-9	1.07%
10-19	1.84%
20-29	13.70%
30-39	16.19%
40-49	15.79%
50-59	18.46%
60-69	14.86%
70-79	10.35%
80+	7.29%
Unknown	0.44%

### Cases in Colorado by Sex

Female	51.85%
Male	47.60%
Unknown	0.55%

### Deaths in Colorado by Sex

Female	37.43%
Male	62.57%
Unknown	0.00%

\* People who tested positive for COVID-19 in Colorado while visiting are included in the county where they were identified.

4/9/20

6,202 Cases	1,221 Hospitalized	56 Counties	31,180 <sup>*</sup> People Tested	226 Deaths	54 <sup>**</sup> Outbreaks
----------------	-----------------------	----------------	--------------------------------------	---------------	-------------------------------

<sup>\*</sup> May not include all negative results  
<sup>\*\*</sup> At residential and non-hospital healthcare facilities.

## Colorado Case Counts by County

Adams	475	La Plata	37
Alamosa	7	Lake	4
Arapahoe	877	Larimer	174
Archuleta	6	Las Animas	2
Baca	9	Lincoln	1
Bent	0	Logan	13
Boulder	217	Mesa	32
Broomfield	61	Mineral	2
Chaffee	26	Moffat	3
Cheyenne	0	Montezuma	8
Clear Creek	10	Montrose	38
Conejos	0	Morgan	44
Costilla	3	Otero	5
Crowley	1	Ouray	4
Custer	2	Park	5
Delta	6	Phillips	4
Denver	1,031	Pitkin	39
Dolores	0	Prowers	1
Douglas	270	Pueblo	48
Eagle	394	Rio Blanco	1
El Paso	534	Rio Grande	5
Elbert	10	Routt	32
Fremont	5	Saguache	3
Garfield	50	San Juan	0
Gilpin	1	San Miguel	11
Grand	4	Sedgwick	0
Gunnison	99	Summit	57
Hinsdale	1	Teller	12
Huerfano	1	Washington	2
Jackson	0	Weld	614
Jefferson	660	Yuma	2
Kiowa	0	Unknown or	233
Kit Carson	6	Pending	
Grand Total	6,202		

<sup>\*</sup> People who tested positive for COVID-19 in Colorado while visiting are included in the county where they were identified.

## Cases in Colorado by Age Group

0-9	1.10%
10-19	2.02%
20-29	13.64%
30-39	16.29%
40-49	15.96%
50-59	18.43%
60-69	14.67%
70-79	9.96%
80+	7.51%
Unknown	0.42%

## COVID-19 in Colorado by Sex

	Cases	Deaths
Female	51.56%	39.38%
Male	47.87%	60.62%
Unknown	0.56%	0.00%

4/11/20

7,941 Cases	1,556 Hospitalized	56 Counties	39,580 <sup>*</sup> People Tested	329 Deaths	78 <sup>**</sup> Outbreaks
----------------	-----------------------	----------------	--------------------------------------	---------------	-------------------------------

<sup>\*</sup> May not include all negative results  
<sup>\*\*</sup> At residential and non-hospital healthcare facilities.

## Colorado Case Counts by County

Adams	726	La Plata	44
Alamosa	7	Lake	5
Arapahoe	1,183	Larimer	198
Archuleta	6	Las Animas	2
Baca	10	Lincoln	2
Bent	0	Logan	13
Boulder	293	Mesa	35
Broomfield	88	Mineral	2
Chaffee	28	Moffat	3
Cheyenne	0	Montezuma	12
Clear Creek	11	Montrose	63
Conejos	0	Morgan	89
Costilla	3	Otero	5
Crowley	2	Ouray	4
Custer	2	Park	6
Delta	12	Phillips	4
Denver	1,402	Pitkin	49
Dolores	0	Prowers	1
Douglas	311	Pueblo	64
Eagle	468	Rio Blanco	1
El Paso	652	Rio Grande	5
Elbert	17	Routt	41
Fremont	8	Saguache	3
Garfield	59	San Juan	0
Gilpin	1	San Miguel	12
Grand	4	Sedgwick	0
Gunnison	99	Summit	74
Hinsdale	3	Teller	16
Huerfano	1	Washington	5
Jackson	0	Weld	858
Jefferson	809	Yuma	2
Kiowa	0	Unknown or	110
Kit Carson	8	Pending	
Grand Total	7,941		

<sup>\*</sup> People who tested positive for COVID-19 in Colorado while visiting are included in the county where they were identified.

## COVID-19 in Colorado by Age Group

	Cases	Deaths
0-9	1.03%	0.00%
10-19	1.96%	0.00%
20-29	13.79%	0.61%
30-39	16.17%	0.61%
40-49	16.23%	3.65%
50-59	18.25%	5.17%
60-69	14.54%	12.16%
70-79	9.77%	26.14%
80+	7.83%	51.67%
Unknown	0.42%	0.00%

## COVID-19 in Colorado by Race &amp; Ethnicity

	Cases	Deaths
American Indian or Alaska Native - Non Hispanic	0.48%	0.68%
Asian - Non Hispanic	2.47%	2.72%
Black - Non Hispanic	7.02%	7.14%
Hispanic, All Races	29.07%	17.69%
Multiple - Non Hispanic	1.69%	1.36%
Native Hawaiian or Pacific Islander - Non Hispanic	0.58%	1.36%
White - Non Hispanic	57.88%	69.05%
Other	0.82%	0.00%

<sup>\*</sup> Cases with an unknown race or ethnicity are excluded from the above calculations.

## COVID-19 in Colorado by Sex

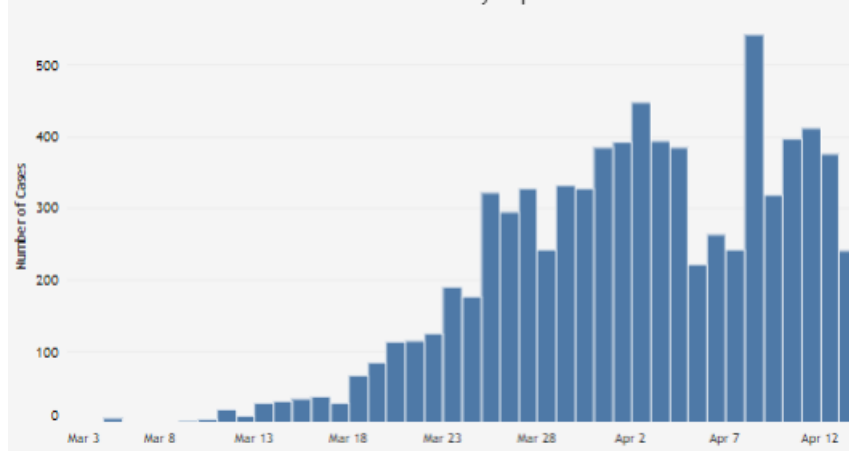
	Cases	Deaths
Female	52.08%	38.91%
Male	47.41%	60.79%
Unknown	0.50%	0.30%

Case Counts By  
Reported Date

4/15/20 (highest 4/8/20 542 cases – peak?)

4/15/20 (archived xls)

## Cases of COVID-19 in Colorado by Reported Date of Illness



Case Counts by Rep	2020-03-15	Cases	34
Case Counts by Rep	2020-03-16	Cases	37
Case Counts by Rep	2020-03-17	Cases	29
Case Counts by Rep	2020-03-18	Cases	67
Case Counts by Rep	2020-03-19	Cases	86
Case Counts by Rep	2020-03-20	Cases	114
Case Counts by Rep	2020-03-21	Cases	115
Case Counts by Rep	2020-03-22	Cases	126
Case Counts by Rep	2020-03-23	Cases	190
Case Counts by Rep	2020-03-24	Cases	175
Case Counts by Rep	2020-03-25	Cases	321
Case Counts by Rep	2020-03-26	Cases	295
Case Counts by Rep	2020-03-27	Cases	328
Case Counts by Rep	2020-03-28	Cases	242
Case Counts by Rep	2020-03-29	Cases	332
Case Counts by Rep	2020-03-30	Cases	326
Case Counts by Rep	2020-03-31	Cases	384
Case Counts by Rep	2020-04-01	Cases	392
Case Counts by Rep	2020-04-02	Cases	448
Case Counts by Rep	2020-04-03	Cases	394
Case Counts by Rep	2020-04-04	Cases	385
Case Counts by Rep	2020-04-05	Cases	221
Case Counts by Rep	2020-04-06	Cases	266
Case Counts by Rep	2020-04-07	Cases	242
Case Counts by Rep	2020-04-08	Cases	544
Case Counts by Rep	2020-04-09	Cases	347
Case Counts by Rep	2020-04-10	Cases	412
Case Counts by Rep	2020-04-11	Cases	415
Case Counts by Rep	2020-04-12	Cases	378
Case Counts by Rep	2020-04-13	Cases	247
Case Counts by Rep	2020-04-14	Cases	279

covid19_case_summary_2020-04-15.csv			
A	B	C	D
description	attribute	metric	value
State Data	Statewide	Cases	8280
State Data	Statewide	Hospitalizations	1636
State Data	Statewide	Counties	56
State Data	Statewide	People Tested	40533
State Data	Statewide	Deaths	357
State Data	Statewide	Outbreaks	83

Case Counts by County	Denver County	Cases	1468
Case Counts by County	Denver County	Rate Per 100000	204.5146469
Case Counts by County	Dolores County	Cases	0
Case Counts by County	Dolores County	Rate Per 100000	NA
Case Counts by County	Douglas County	Cases	312
Case Counts by County	Douglas County	Rate Per 100000	91.00401934
Case Counts by County	Eagle County	Cases	480
Case Counts by County	Eagle County	Rate Per 100000	874.9065855
Case Counts by County	El Paso County	Cases	668
Case Counts by County	El Paso County	Rate Per 100000	93.50569363

Case Counts by County	Arapahoe County	Cases	1243
Case Counts by County	Arapahoe County	Rate Per 100000	190.8367647
Case Counts by County	Archuleta County	Cases	6
Case Counts by County	Archuleta County	Rate Per 100000	43.67765888
Case Counts by County	Baca County	Cases	10
Case Counts by County	Baca County	Rate Per 100000	281.9283902
Case Counts by County	Bent County	Cases	0
Case Counts by County	Bent County	Rate Per 100000	NA
Case Counts by County	Boulder County	Cases	300
Case Counts by County	Boulder County	Rate Per 100000	92.17269476
Case Counts by County	Broomfield County	Cases	92
Case Counts by County	Broomfield County	Rate Per 100000	132.4636805

Case Counts by County	Weld County	Cases	928
Case Counts by County	Weld County	Rate Per 100000	295.3053451

4/17/20 Friday

9,047 Cases	1,755 Hospitalized	57 Counties	43,307* People Tested	391 Deaths	100 Outbreaks
-------------	--------------------	-------------	-----------------------	------------	---------------

\* May not include all negative results

Colorado Case Counts by County

Adams	860	La Plata	51
Alamosa	7	Lake	8
Arapahoe	1,419	Larimer	224
Archuleta	6	Las Animas	3
Baca	10	Lincoln	3
Bent	0	Logan	17
Boulder	327	Mesa	34
Broomfield	98	Mineral	2
Chaffee	35	Moffat	3
Cheyenne	0	Montezuma	13
Clear Creek	11	Montrose	70
Conejos	0	Morgan	135
Costilla	3	Otero	6
Crowley	2	Ouray	5
Custer	2	Park	6
Delta	16	Phillips	5
Denver	1,636	Pitkin	51
Dolores	0	Prowers	1
Douglas	353	Pueblo	78
Eagle	482	Rio Blanco	1
El Paso	708	Rio Grande	7
Elbert	20	Routt	46
Fremont	9	Saguache	3
Garfield	65	San Juan	0
Gilpin	1	San Miguel	13
Grand	4	Sedgwick	0
Gunnison	112	Summit	82
Hinsdale	3	Teller	18
Huerfano	1	Washington	5
Jackson	0	Weld	986
Jefferson	888	Yuma	2
Kiowa	0	Unknown or Pending	78
Kit Carson	13		
Grand Total	9,047		

\* People who tested positive for COVID-19 in Colorado while visiting are included in the county where they were identified.

COVID-19 in Colorado by Sex

	Cases	Deaths
Female	52.48%	39.39%
Male	47.04%	60.10%

COVID-19 in Colorado by Age Group

	Cases	Deaths
0-9	0.99%	0.00%
10-19	2.13%	0.00%
20-29	13.67%	0.77%
30-39	16.22%	0.51%
40-49	16.51%	3.58%
50-59	18.16%	5.37%
60-69	14.41%	13.81%
70-79	9.64%	25.58%
80+	7.90%	50.38%
Unknown	0.35%	0.00%

COVID-19 in Colorado by Race & Ethnicity

	Cases	Deaths
American Indian or Alaska Native - Non Hispanic	0.51%	0.57%
Asian - Non Hispanic	2.62%	2.85%
Black - Non Hispanic	7.17%	7.41%
Hispanic, All Races	30.48%	17.09%
Multiple - Non Hispanic	1.60%	0.85%
Native Hawaiian or Pacific Islander - Non Hispanic	0.53%	1.14%
White - Non Hispanic	56.07%	69.80%
Other	1.03%	0.28%

\* Cases with an unknown race or ethnicity are excluded from the above calculations.

4/29/20 Wed

14,316 Cases	2,571 Hospitalized	56 Counties	67,094* People Tested	736 Deaths	149 Outbreaks
--------------	--------------------	-------------	-----------------------	------------	---------------

\*The total number of people tested may not include all negative results. Testing data excludes serology and only counts PCR.  
\*\*Cases reported on 4/23 where in part due to a large number of backlogged tests being received from Quest.

Colorado Case Counts by County

Adams	1,430	Kit Carson	20
Alamosa	10	La Plata	59
Arapahoe	2,312	Lake	17
Archuleta	8	Larimer	334
Baca	10	Las Animas	3
Bent	0	Lincoln	3
Boulder	543	Logan	266
Broomfield	145	Mesa	42
Chaffee	66	Mineral	2
Cheyenne	0	Moffat	6
Clear Creek	13	Montezuma	15
Conejos	0	Montrose	94
Costilla	3	Morgan	344
Crowley	2	Otero	8
Custer	2	Ouray	5
Delta	34	Park	11
Denver	2,791	Phillips	6
Dolores	0	Pitkin	61
Douglas	453	Prowers	1
Eagle	540	Pueblo	136
El Paso	884	Rio Blanco	1
Elbert	27	Rio Grande	7
Fremont	22	Routt	55
Garfield	89	Saguache	3
Gilpin	1	San Juan	0
Grand	5	San Miguel	19
Gunnison	161	Sedgwick	0
Hinsdale	3	Summit	119
Huerfano	2	Teller	28
Jackson	0	Washington	7
Jefferson	1,298	Weld	1,618
Kiowa	0	Yuma	7
Unknown or Pending	165		
Total Cases	14,316		

\* People who tested positive for COVID-19 in Colorado while visiting are included in the county where they were identified.

Case Status for Cases & Deaths

	Cases	Cases (%)	Deaths	Deaths (%)
Confirmed	12,741	89.00%	617	83.83%
Probable	1,497	10.46%	119	16.17%
Unknown	78	0.54%	0	0.00%
Total	14,316		736	

COVID-19 in Colorado by Age Group

	Cases	Deaths	CO
0-9	1.18%	0.00%	11.85%
10-19	2.98%	0.14%	13.11%
20-29	13.98%	0.54%	14.61%
30-39	16.57%	0.54%	14.56%
40-49	16.78%	2.85%	13.04%
50-59	17.37%	4.62%	12.67%
60-69	13.31%	13.18%	10.91%
70-79	8.74%	24.86%	6.12%
80+	8.73%	53.13%	3.13%
Unknown	0.36%	0.14%	0.00%

COVID-19 in Colorado by Race & Ethnicity

	Cases	Deaths	CO
American Indian or Alaska Native	0.52%	0.15%	0.56%
Asian	2.61%	3.08%	3.12%
Black	7.67%	6.61%	3.92%
Hispanic, All Races	35.08%	17.18%	21.69%
Multiple - Non Hispanic	1.42%	1.17%	2.65%
Native Hawaiian or Pacific Islander	0.55%	0.73%	0.12%
White - Non Hispanic	51.18%	70.63%	67.76%
Other	0.96%	0.44%	0.19%

\* Cases with an unknown race or ethnicity are excluded from the above calculations.

COVID-19 in Colorado by Sex

	Cases	Deaths
Female	50.96%	45.52%
Male	47.69%	61.38%
Unknown	1.34%	1.17%

5/13/20 Wed.

20,475 Cases	3,735 Hospitalized	60 Counties	112,505 People Tested	1,062 Deaths	206 Outbreaks
-----------------	-----------------------	----------------	--------------------------	-----------------	------------------

\*

Colorado Case Counts by County		
Adams	2,374	Kit Carson 25
Alamosa	33	La Plata 66
Arapahoe	3,464	Lake 23
Archuleta	8	Larimer 456
Baca	12	Las Animas 4
Bent	1	Lincoln 3
Boulder	797	Logan 480
Broomfield	203	Mesa 51
Chaffee	69	Mineral 2
Cheyenne	4	Moffat 6
Clear Creek	15	Montezuma 25
Conejos	1	Montrose 128
Costilla	4	Morgan 527
Crowley	39	Otero 11
Custer	2	Ouray 6
Delta	54	Park 16
Denver	4,254	Phillips 9
Dolores	0	Pitkin 54
Douglas	612	Prowers 9
Eagle	562	Pueblo 188
El Paso	1,175	Rio Blanco 1
Elbert	41	Rio Grande 7
Fremont	23	Routt 59
Garfield	112	Saguache 8
Gilpin	1	San Juan 1
Grand	5	San Miguel 22
Gunnison	180	Sedgwick 0
Hinsdale	3	Summit 174
Huerfano	3	Teller 31
Jackson	0	Washington 9
Jefferson	1,716	Weld 2,211
Kiowa	0	Yuma 11
Unknown or Pending 85		
Total Cases	20,475	

COVID-19 in Colorado by Age Group

	Cases	Deaths	CO
0-9	1.73%	0.00%	11.85%
10-19	3.77%	0.09%	13.11%
20-29	14.98%	0.56%	14.61%
30-39	17.14%	0.66%	14.56%
40-49	17.33%	2.54%	13.04%
50-59	16.71%	4.80%	12.67%
60-69	12.17%	13.37%	10.91%
70-79	7.75%	22.88%	6.12%
80+	8.16%	55.08%	3.13%
Unknown	0.26%	0.00%	0.00%

\*

COVID-19 in Colorado by Race & Ethnicity

	Cases	Deaths	CO
American Indian or Alaska Native	0.44%	0.66%	0.56%
Asian	2.91%	4.24%	3.12%
Black	6.32%	6.97%	3.92%
Hispanic, All Races	33.83%	16.29%	21.69%
Multiple - Non Hispanic	0.82%	0.94%	2.65%
Native Hawaiian or Pacific Islander	0.42%	0.38%	0.12%
White - Non Hispanic	37.10%	63.37%	67.76%
Other	1.00%	0.56%	0.19%
Unknown/Not Provided	17.18%	6.59%	

\*

Case Status for Cases & Deaths			
	Cases	Cases (%)	Deaths (%)
Confirmed	18,461	90.16%	82.96%
Probable	1,940	9.47%	16.76%
Unknown	74	0.36%	0.28%
Total	20,475		1,062

COVID-19 in Colorado by Sex

	Cases	Deaths
Female	50.56%	44.16%
Male	48.34%	55.08%
Unknown	1.09%	0.75%

5/19/20 Tues

22,482 Cases	3,955 Hospitalized	60 Counties	131,837 People Tested	1,257 Deaths Among Cases	968 Deaths Due to COVID-19	240 Outbreaks
-----------------	-----------------------	----------------	--------------------------	-----------------------------	-------------------------------	------------------

\*

Colorado Case Counts by County		
Adams	2,675	Kit Carson 26
Alamosa	43	La Plata 72
Arapahoe	3,827	Lake 26
Archuleta	8	Larimer 508
Baca	12	Las Animas 4
Bent	1	Lincoln 3
Boulder	871	Logan 488
Broomfield	214	Mesa 50
Chaffee	69	Mineral 2
Cheyenne	5	Moffat 6
Clear Creek	16	Montezuma 29
Conejos	1	Montrose 136
Costilla	4	Morgan 574
Crowley	39	Otero 11
Custer	2	Ouray 7
Delta	55	Park 20
Denver	4,790	Phillips 10
Dolores	0	Pitkin 57
Douglas	654	Prowers 11
Eagle	571	Pueblo 219
El Paso	1,357	Rio Blanco 1
Elbert	47	Rio Grande 9
Fremont	25	Routt 59
Garfield	115	Saguache 18
Gilpin	4	San Juan 1
Grand	5	San Miguel 22
Gunnison	179	Sedgwick 0
Hinsdale	3	Summit 192
Huerfano	3	Teller 31
Jackson	0	Washington 11
Jefferson	1,882	Weld 2,326
Kiowa	0	Yuma 11
Unknown or Pending 65		
Total Cases	22,482	

COVID-19 in Colorado by Age Group

	Cases	Deaths	CO
0-9	2.03%	0.00%	11.85%
10-19	4.11%	0.16%	13.11%
20-29	15.33%	0.56%	14.61%
30-39	17.17%	0.56%	14.56%
40-49	17.32%	2.47%	13.04%
50-59	16.40%	5.25%	12.67%
60-69	11.88%	13.29%	10.91%
70-79	7.52%	23.07%	6.12%
80+	8.00%	54.65%	3.13%
Unknown	0.24%	0.00%	0.00%

\*

COVID-19 in Colorado by Race & Ethnicity

	Cases	Deaths	CO
American Indian or Alaska Native	0.44%	0.56%	0.56%
Asian	2.78%	3.98%	3.12%
Black	6.13%	6.84%	3.92%
Hispanic, All Races	35.54%	19.01%	21.69%
Multiple - Non Hispanic	0.73%	0.80%	2.65%
Native Hawaiian or Pacific Islander	0.40%	0.32%	0.12%
White - Non Hispanic	35.84%	64.68%	67.76%
Other	0.93%	0.56%	0.19%
Unknown/Not Provided	17.20%	3.26%	

\*

Case Status for Cases & Deaths			
	Cases	Cases (%)	Deaths (%)
Confirmed	20,304	90.31%	79.63%
Probable	2,095	9.32%	20.37%
Unknown	83	0.37%	0.00%
Total	22,482		1,257

COVID-19 in Colorado by Sex

	Cases	Deaths
Female	50.59%	43.68%
Male	48.46%	55.93%
Unknown	0.96%	0.40%

5/25/20 Sun.

24,269 Cases	4,128 Hospitalized	60 Counties	153,683 People Tested	1,333 Deaths Among Cases	1,088 Deaths Due to COVID-19	266 Outbreaks
-----------------	-----------------------	----------------	--------------------------	-----------------------------	---------------------------------	------------------

\*

Colorado Case Counts by County		
Adams	2,908	Kit Carson 26
Alamosa	58	La Plata 77
Arapahoe	4,075	Lake 27
Archuleta	8	Larimer 540
Baca	12	Las Animas 5
Bent	2	Lincoln 3
Boulder	932	Logan 582
Broomfield	221	Mesa 55
Chaffee	71	Mineral 2
Cheyenne	5	Moffat 6
Clear Creek	16	Montezuma 36
Conejos	1	Montrose 159
Costilla	3	Morgan 609
Crowley	63	Otero 15
Custer	2	Ouray 8
Delta	67	Park 23
Denver	5,216	Phillips 12
Dolores	0	Pitkin 57
Douglas	678	Prowers 12
Eagle	577	Pueblo 263
El Paso	1,535	Rio Blanco 1
Elbert	49	Rio Grande 16
Fremont	26	Routt 59
Garfield	123	Saguache 36
Gilpin	3	San Juan 1
Grand	7	San Miguel 23
Gunnison	179	Sedgwick 0
Hinsdale	3	Summit 205
Huerfano	3	Teller 32
Jackson	0	Washington 32
Jefferson	2,061	Weld 2,412
Kiowa	0	Yuma 18
International 13		
Total Cases	24,269	

COVID-19 in Colorado by Age Group

	Cases	Deaths	CO
0-9	2.10%	0.00%	11.85%
10-19	4.37%	0.15%	13.11%
20-29	15.64%	0.60%	14.61%
30-39	17.23%	0.60%	14.56%
40-49	17.28%	2.48%	13.04%
50-59	16.16%	5.33%	12.67%
60-69	11.65%	12.83%	10.91%
70-79	7.41%	23.33%	6.12%
80+	7.94%	54.69%	3.13%
Unknown	0.21%	0.00%	0.00%

\*

COVID-19 in Colorado by Race & Ethnicity

	Cases	Deaths	CO
American Indian or Alaska Native	0.47%	0.60%	0.56%
Asian	2.68%	3.90%	3.12%
Black	5.97%	6.90%	3.92%
Hispanic, All Races	36.31%	19.35%	21.69%
Multiple - Non Hispanic	0.69%	0.75%	2.65%
Native Hawaiian or Pacific Islander	0.41%	0.30%	0.12%
White - Non Hispanic	34.92%	63.92%	67.76%
Other	0.89%	0.53%	0.19%
Unknown/Not Provided	17.66%	3.75%	

\*

Case Status for Cases & Deaths			
	Cases	Cases (%)	Deaths (%)
Confirmed	21,941	90.41%	79.22%
Probable	2,285	9.42%	20.63%
Unknown	43	0.18%	0.15%
Total	24,269		1,333

COVID-19 in Colorado by Sex

	Cases	Deaths
Female	50.55%	43.74%
Male	48.17%	55.96%
Unknown	1.27%	0.30%

5/28/20 Thurs

25,121 Cases	4,254 Hospitalized	60 Counties	166,596 People Tested	1,421 Deaths Among Cases	1,168 Deaths Due to COVID-19	272 Outbreaks
-----------------	-----------------------	----------------	--------------------------	-----------------------------	---------------------------------	------------------

\*

Colorado Case Counts by County		
Adams	3,070	Kit Carson 26
Alamosa	60	La Plata 77
Arapahoe	4,201	Lake 27
Archuleta	8	Larimer 567
Baca	12	Las Animas 5
Bent	2	Lincoln 3
Boulder	956	Logan 585
Broomfield	227	Mesa 53
Chaffee	72	Mineral 2
Cheyenne	5	Moffat 7
Clear Creek	16	Montezuma 37
Conejos	1	Montrose 163
Costilla	5	Morgan 620
Crowley	63	Otero 18
Custer	2	Ouray 8
Delta	67	Park 23
Denver	5,434	Phillips 12
Dolores	0	Pitkin 57
Douglas	699	Prowers 13
Eagle	584	Pueblo 278
El Paso	1,636	Rio Blanco 1
Elbert	51	Rio Grande 14
Fremont	26	Routt 61
Garfield	135	Saguache 33
Gilpin	3	San Juan 1
Grand	10	San Miguel 23
Gunnison	177	Sedgwick 0
Hinsdale	3	Summit 213
Huerfano	3	Teller 32
Jackson	0	Washington 33
Jefferson	2,123	Weld 2,444
Kiowa	0	Yuma 20
International 14		
Total Cases	25,121	

COVID-19 in Colorado by Age Group

	Cases	Deaths	CO
0-9	2.11%	0.00%	11.85%
10-19	4.41%	0.14%	13.11%
20-29	15.83%	0.63%	14.61%
30-39	17.28%	0.56%	14.56%
40-49	17.22%	2.53%	13.04%
50-59	16.02%	5.21%	12.67%
60-69	11.56%	12.60%	10.91%
70-79	7.38%	23.72%	6.12%
80+	7.99%	54.61%	3.13%
Unknown	0.20%	0.00%	0.00%

\*

COVID-19 in Colorado by Race & Ethnicity

	Cases	Deaths	CO
American Indian or Alaska Native	0.48%	0.56%	0.56%
Asian	2.69%	3.80%	3.12%
Black	5.98%	6.90%	3.92%
Hispanic, All Races	36.75%	19.28%	21.69%
Multiple - Non Hispanic	0.67%	0.70%	2.65%
Native Hawaiian or Pacific Islander	0.40%	0.42%	0.12%
White - Non Hispanic	34.87%	63.97%	67.76%
Other	0.90%	0.42%	0.19%
Unknown/Not Provided	17.26%	3.94%	

\*

Case Status for Cases & Deaths			
	Cases	Cases (%)	Deaths (%)
Confirmed	22,758	90.59%	78.47%
Probable	2,363	9.41%	21.53%
Unknown	0	0.00%	0.00%
Total	25,121		1,421

COVID-19 in Colorado by Sex

	Cases	Deaths
Female	50.79%	44.19%
Male	48.12%	55.52%
Unknown	1.09%	0.28%



6/1/20 Mon (Arapahoe Cty 10x increase since 4/1/20: 441)

26,577 Cases	4,372 Hospitalized	60 Counties	188,069 People Tested	1,458 Deaths Among Cases	1,185 Deaths Due to COVID-19	282 Outbreaks
-----------------	-----------------------	----------------	--------------------------	--------------------------------	------------------------------------	------------------

\*

Colorado Case Counts by County				COVID-19 in Colorado by Age Group			
Adams	3,291	Kit Carson	26	0-9	Cases	Deaths	CO
Alamosa	78	La Plata	82	10-19	4.61%	0.21%	13.11%
Arapahoe	4,416	Lake	31	20-29	16.19%	0.62%	14.61%
Archuleta	8	Larimer	589	30-39	17.36%	0.62%	14.56%
Baca	12	Las Animas	5	40-49	17.24%	2.54%	13.04%
Bent	2	Lincoln	3	50-59	15.99%	5.28%	12.67%
Boulder	984	Logan	619	60-69	11.28%	12.48%	10.91%
Broomfield	242	Mesa	55	70-79	7.18%	23.80%	6.12%
Chaffee	76	Mineral	2	80+	7.74%	54.46%	3.13%
Cheyenne	5	Moffat	7	Unknown	0.18%	0.00%	0.00%
Clear Creek	17	Montezuma	46	* COVID-19 in Colorado by Race & Ethnicity			
Conejos	2	Montrose	177	American Indian or Alaska Native	0.50%	0.55%	0.56%
Costilla	6	Morgan	630	Asian	2.62%	3.70%	3.12%
Crowley	64	Otero	19	Black	5.82%	6.93%	3.92%
Custer	2	Ouray	8	Hispanic, All Races	37.20%	19.41%	21.69%
Delta	69	Park	23	Multiple - Non Hispanic	0.64%	0.69%	2.65%
Denver	5,802	Phillips	14	Native Hawaiian or Pacific Islander	0.41%	0.41%	0.12%
Dolores	0	Pitkin	58	White - Non Hispanic	34.35%	63.31%	67.76%
Douglas	724	Prowers	14	Other	0.94%	0.55%	0.19%
Eagle	587	Pueblo	297	Unknown/Not Provided	17.53%	4.46%	
El Paso	1,748	Rio Blanco	1	* Case Status for Cases & Deaths			
Elbert	53	Rio Grande	35	Confirmed	Cases	Cases (%)	Deaths
Fremont	26	Routt	62	Probable	2,468	9.29%	1,152
Garfield	143	Saguache	89	Unknown	0	0.00%	0
Gilpin	3	San Juan	1	Total	26,577		1,458
Grand	14	San Miguel	23	* COVID-19 in Colorado by Sex			
Gunnison	177	Sedgwick	0	Confirmed	Cases	Deaths	CO
Hinsdale	3	Summit	231	0-9	2.35%	0.00%	11.85%
Huerfano	3	Teller	33	10-19	5.04%	0.19%	13.11%
Jackson	0	Washington	41	20-29	16.65%	0.56%	14.61%
Jefferson	2,244	Weld	2,501	30-39	17.43%	0.63%	14.56%
Kiowa	0	Yuma	40	40-49	17.10%	2.70%	13.04%
International	14			50-59	15.80%	6.08%	12.67%
Total Cases	26,577			60-69	11.05%	12.85%	10.91%

6/12/20 Fri

28,822 Cases	5,234 Hospitalized	60 Counties	236,461 People Tested	1,595 Deaths Among Cases	1,348 Deaths Due to COVID-19	308 Outbreaks
-----------------	-----------------------	----------------	--------------------------	--------------------------------	------------------------------------	------------------

\*

Colorado Case Counts by County				COVID-19 in Colorado by Age Group			
Adams	3,698	Kit Carson	30	0-9	Cases	Deaths	CO
Alamosa	114	La Plata	84	10-19	2.35%	0.00%	11.85%
Arapahoe	4,754	Lake	38	20-29	16.65%	0.56%	14.61%
Archuleta	8	Larimer	637	30-39	17.43%	0.63%	14.56%
Baca	12	Las Animas	6	40-49	17.10%	2.70%	13.04%
Bent	3	Lincoln	3	50-59	15.80%	6.08%	12.67%
Boulder	1,049	Logan	632	60-69	11.05%	12.85%	10.91%
Broomfield	261	Mesa	66	70-79	6.97%	23.70%	6.12%
Chaffee	78	Mineral	2	80+	7.48%	53.29%	3.13%
Cheyenne	5	Moffat	8	Unknown	0.13%	0.00%	0.00%
Clear Creek	17	Montezuma	59	* COVID-19 in Colorado by Race & Ethnicity			
Conejos	5	Montrose	191	American Indian or Alaska Native	0.55%	0.56%	0.56%
Costilla	12	Morgan	645	Asian	2.70%	3.51%	3.12%
Crowley	66	Otero	22	Black	5.85%	6.65%	3.92%
Custer	2	Ouray	8	Hispanic, All Races	38.63%	20.94%	21.69%
Delta	76	Park	23	Multiple - Non Hispanic	0.78%	0.88%	2.65%
Denver	6,257	Phillips	15	Native Hawaiian or Pacific Islander	0.42%	0.38%	0.12%
Dolores	0	Pitkin	63	White - Non Hispanic	34.56%	62.82%	67.76%
Douglas	790	Prowers	17	Other	0.86%	0.44%	0.19%
Eagle	621	Pueblo	332	Unknown/Not Provided	15.64%	3.82%	
El Paso	1,920	Rio Blanco	1	* Case Status for Cases & Deaths			
Elbert	54	Rio Grande	53	Confirmed	Cases	Cases (%)	Deaths
Fremont	26	Routt	64	Probable	2,607	9.05%	1,268
Garfield	177	Saguache	97	Unknown	0	0.00%	0
Gilpin	6	San Juan	1	Total	28,822		1,595
Grand	15	San Miguel	23	* COVID-19 in Colorado by Sex			
Gunnison	181	Sedgwick	0	Confirmed	Cases	Deaths	CO
Hinsdale	3	Summit	254	0-9	2.35%	0.00%	11.85%
Huerfano	3	Teller	38	10-19	5.04%	0.19%	13.11%
Jackson	0	Washington	44	20-29	16.65%	0.56%	14.61%
Jefferson	2,445	Weld	2,646	30-39	17.40%	0.66%	14.56%
Kiowa	0	Yuma	47	40-49	16.82%	2.64%	13.04%
International	15			50-59	15.51%	6.37%	12.67%
Total Cases	28,822			60-69	10.76%	12.67%	10.91%

\*

6/6/20 Sun – CO: 1,000 in 6 days

27,615 Cases	4,472 Hospitalized	60 Counties	205,761 People Tested	1,524 Deaths Among Cases	1,274 Deaths Due to COVID-19	296 Outbreaks
-----------------	-----------------------	----------------	--------------------------	--------------------------------	------------------------------------	------------------

\*

Colorado Case Counts by County				COVID-19 in Colorado by Age Group			
Adams	3,515	Kit Carson	30	0-9	Cases	Deaths	CO
Alamosa	87	La Plata	82	10-19	2.29%	0.00%	11.85%
Arapahoe	4,591	Lake	35	20-29	4.78%	0.20%	13.11%
Archuleta	8	Larimer	613	30-39	16.36%	0.59%	14.61%
Baca	12	Las Animas	5	40-49	17.22%	2.62%	13.04%
Bent	2	Lincoln	3	50-59	15.94%	5.51%	12.67%
Boulder	1,008	Logan	627	60-69	11.18%	12.66%	10.91%
Broomfield	252	Mesa	60	70-79	7.07%	23.82%	6.12%
Chaffee	77	Mineral	2	80+	7.63%	53.94%	3.13%
Cheyenne	5	Moffat	8	Unknown	0.15%	0.00%	0.00%
Clear Creek	17	Montezuma	46	* COVID-19 in Colorado by Race & Ethnicity			
Conejos	4	Montrose	183	American Indian or Alaska Native	0.52%	0.52%	0.56%
Costilla	6	Morgan	641	Asian	2.66%	3.67%	3.12%
Crowley	66	Otero	21	Black	5.80%	6.89%	3.92%
Custer	2	Ouray	8	Hispanic, All Races	37.85%	19.95%	21.69%
Delta	72	Park	23	Multiple - Non Hispanic	0.62%	0.66%	2.65%
Denver	6,041	Phillips	14	Native Hawaiian or Pacific Islander	0.42%	0.39%	0.12%
Dolores	0	Pitkin	59	White - Non Hispanic	34.09%	62.20%	67.76%
Douglas	751	Prowers	15	Other	0.91%	0.59%	0.19%
Eagle	603	Pueblo	306	Unknown/Not Provided	17.13%	5.12%	
El Paso	1,802	Rio Blanco	1	* Case Status for Cases & Deaths			
Elbert	53	Rio Grande	40	Confirmed	Cases	Cases (%)	Deaths
Fremont	26	Routt	62	Probable	2,516	9.11%	1,205
Garfield	158	Saguache	92	Unknown	0	0.00%	0
Gilpin	4	San Juan	1	Total	27,615		1,524
Grand	15	San Miguel	23	* COVID-19 in Colorado by Sex			
Gunnison	178	Sedgwick	0	Confirmed	Cases	Deaths	CO
Hinsdale	3	Summit	239	0-9	2.47%	0.00%	11.85%
Huerfano	3	Teller	33	10-19	5.32%	0.18%	13.11%
Jackson	0	Washington	42	20-29	17.53%	0.54%	14.61%
Jefferson	2,343	Weld	2,540	30-39	17.40%	0.66%	14.56%
Kiowa	0	Yuma	43	40-49	16.82%	2.64%	13.04%
International	14			50-59	15.51%	6.37%	12.67%
Total Cases	27,615			60-69	10.76%	12.67%	10.91%

6/24/20 – 2,000 increase cases in 12 days

30,893 Cases	5,366 Hospitalized	60 Counties	288,079 People Tested	1,665 Deaths Among Cases	1,455 Deaths Due to COVID-19	333 Outbreaks
-----------------	-----------------------	----------------	--------------------------	--------------------------------	------------------------------------	------------------

\*

Colorado Case Counts by County				COVID-19 in Colorado by Age Group			
Adams	3,941	Kit Carson	31	0-9	Cases	Deaths	CO
Alamosa	175	La Plata	88	10-19	2.47%	0.00%	11.85%
Arapahoe	4,993	Lake	48	20-29	5.32%	0.18%	13.11%
Archuleta	9	Larimer	683	30-39	17.53%	0.54%	14.61%
Baca	12	Las Animas	7	40-49	17.40%	0.66%	14.56%
Bent	4	Lincoln	4	50-59	16.82%	2.64%	13.04%
Boulder	1,282	Logan	635	60-69	15.51%	6.37%	12.67%
Broomfield	282	Mesa	85	70-79	10.76%	12.67%	10.91%
Chaffee	78	Mineral	3	80+	6.77%	23.30%	6.12%
Cheyenne	5	Moffat	9	Unknown	7.30%	53.63%	3.13%
Clear Creek	18	Montezuma	68	* COVID-19 in Colorado by Race & Ethnicity			
Conejos	12	Montrose	201	American Indian or Alaska Native	0.56%	0.48%	0.56%
Costilla	18	Morgan	649	Asian	2.57%	3.42%	3.12%
Crowley	69	Otero	22	Black	5.53%	6.49%	3.92%
Custer	2	Ouray	10	Hispanic, All Races	38.30%	21.20%	21.69%
Delta	80	Park	26	Multiple - Non Hispanic	0.97%	1.20%	2.65%
Denver	6,700	Phillips	15	Native Hawaiian or Pacific Islander	0.40%	0.36%	0.12%
Dolores	0	Pitkin	85	White - Non Hispanic	34.47%	62.58%	67.76%
Douglas	869	Prowers	16	Other	0.82%	0.42%	0.19%
Eagle	660	Pueblo	358	Unknown/Not Provided	16.38%	3.84%	
El Paso	2,139	Rio Blanco	2	* Case Status for Cases & Deaths			
Elbert	54	Rio Grande	66	Confirmed	Cases	Cases (%)	Deaths
Fremont	31	Routt	67	Probable	2,755	8.92%	1,330
Garfield	236	Saguache	99	Unknown	0	0.00%	0
Gilpin	6	San Juan	1	Total	30,893		1,665
Grand	18	San Miguel	32	* COVID-19 in Colorado by Sex			
Gunnison	184	Sedgwick	0	Confirmed	Cases	Deaths	CO
Hinsdale	3	Summit	264	0-9	50.29%	44.74%	
Huerfano	4	Teller	40	10-19	47.76%	54.95%	
Jackson	0	Washington	44	20-29	1.95%	0.30%	
Jefferson	2,555	Weld	2,730	30-39			
Kiowa	0	Yuma	50	40-49			
International	16			50-59			
Total Cases	30,893			60-69			

\*

6/28/20 Sun: (5K Arapahoe Cty 6/26/20) – 7/3/20 1<sup>st</sup> day w/o a death

7/6/20 Mon 7+ days

32,307 Cases	5,401 Hospitalized	61 Counties	316,734 People Tested	1,676 Deaths Among Cases	1,482 Deaths Due to COVID-19	350 Outbreaks
-----------------	-----------------------	----------------	--------------------------	-----------------------------	---------------------------------	------------------

\*

Colorado Case Counts by County			
Adams	4,148	Kit Carson	31
Alamosa	187	La Plata	101
Arapahoe	5,157	Lake	51
Archuleta	8	Larimer	718
Baca	14	Las Animas	7
Bent	4	Lincoln	4
Boulder	1,360	Logan	637
Broomfield	295	Mesa	89
Chaffee	78	Mineral	5
Cheyenne	5	Moffat	10
Clear Creek	18	Montezuma	70
Conejos	13	Montrose	204
Costilla	20	Morgan	652
Crowley	70	Otero	22
Custer	2	Ouray	10
Delta	82	Park	27
Denver	7,007	Phillips	16
Dolores	0	Pitkin	93
Douglas	939	Prowers	19
Eagle	686	Pueblo	383
El Paso	2,327	Rio Blanco	3
Elbert	57	Rio Grande	73
Fremont	36	Routt	72
Garfield	273	Saguache	102
Gilpin	7	San Juan	1
Grand	19	San Miguel	36
Gunnison	186	Sedgwick	0
Hinsdale	3	Summit	269
Huerfano	4	Teller	41
Jackson	1	Washington	44
Jefferson	2,656	Weld	2,788
Kiowa	0	Yuma	51
International	17		
Total Cases	32,307		

COVID-19 in Colorado by Age Group

	Cases	Deaths	CO
0-9	2.52%	0.00%	11.85%
10-19	5.50%	0.18%	13.11%
20-29	18.12%	0.54%	14.61%
30-39	17.41%	0.66%	14.56%
40-49	16.71%	2.63%	13.04%
50-59	15.37%	6.44%	12.67%
60-69	10.59%	12.77%	10.91%
70-79	6.59%	23.27%	6.12%
80+	7.07%	53.52%	3.13%
Unknown	0.12%	0.00%	0.00%

\*

COVID-19 in Colorado by Race &amp; Ethnicity

	Cases	Deaths	CO
American Indian or Alaska Native	0.54%	0.48%	0.56%
Asian	2.46%	3.40%	3.12%
Black	5.41%	6.50%	3.92%
Hispanic, All Races	37.80%	21.24%	21.69%
Multiple - Non Hispanic	1.01%	1.25%	2.65%
Native Hawaiian or Pacific Islander	0.39%	0.36%	0.12%
White - Non Hispanic	34.33%	62.59%	67.76%
Other	0.84%	0.42%	0.19%
Unknown/Not Provided	17.20%	3.76%	

\*

Case Status for Cases &amp; Deaths

	Cases	Cases (%)	Deaths	Deaths (%)
Confirmed	29,476	91.24%	1,344	80.19%
Probable	2,831	8.76%	332	19.81%
Unknown	0	0.00%	0	0.00%
Total	32,307		1,676	

COVID-19 in Colorado by Sex

	Cases	Deaths
Female	49.90%	44.93%
Male	47.72%	54.77%
Unknown	2.38%	0.30%

34,065 Cases	5,565 Hospitalized	61 Counties	352,758 People Tested	1,701 Deaths Among Cases	1,521 Deaths Due to COVID-19	366 Outbreaks
-----------------	-----------------------	----------------	--------------------------	-----------------------------	---------------------------------	------------------

\*

Colorado Case Counts by County			
Adams	4,362	Kit Carson	33
Alamosa	200	La Plata	123
Arapahoe	5,354	Lake	52
Archuleta	10	Larimer	803
Baca	14	Las Animas	9
Bent	5	Lincoln	4
Boulder	1,435	Logan	640
Broomfield	314	Mesa	118
Chaffee	77	Mineral	9
Cheyenne	5	Moffat	13
Clear Creek	21	Montezuma	73
Conejos	15	Montrose	208
Costilla	22	Morgan	655
Crowley	71	Otero	22
Custer	2	Ouray	12
Delta	84	Park	27
Denver	7,344	Phillips	16
Dolores	0	Pitkin	105
Douglas	1,013	Prowers	29
Eagle	705	Pueblo	407
El Paso	2,608	Rio Blanco	4
Elbert	57	Rio Grande	80
Fremont	40	Routt	77
Garfield	319	Saguache	102
Gilpin	8	San Juan	2
Grand	21	San Miguel	39
Gunnison	189	Sedgwick	0
Hinsdale	3	Summit	281
Huerfano	4	Teller	43
Jackson	2	Washington	46
Jefferson	2,788	Weld	2,871
Kiowa	0	Yuma	53
International	17		
Total Cases	34,065		

COVID-19 in Colorado by Age Group

	Cases	Deaths	CO
0-9	2.59%	0.00%	11.85%
10-19	5.73%	0.18%	13.11%
20-29	18.74%	0.59%	14.61%
30-39	17.38%	0.65%	14.56%
40-49	16.62%	2.59%	13.04%
50-59	15.21%	6.53%	12.67%
60-69	10.36%	12.76%	10.91%
70-79	6.46%	23.40%	6.12%
80+	6.80%	53.32%	3.13%
Unknown	0.12%	0.00%	0.00%

\*

COVID-19 in Colorado by Race &amp; Ethnicity

	Cases	Deaths	CO
American Indian or Alaska Native	0.55%	0.53%	0.56%
Asian	2.43%	3.35%	3.12%
Black	5.31%	6.53%	3.92%
Hispanic, All Races	37.63%	21.16%	21.69%
Multiple - Non Hispanic	1.02%	1.23%	2.65%
Native Hawaiian or Pacific Islander	0.37%	0.35%	0.12%
White - Non Hispanic	34.18%	62.73%	67.76%
Other	0.82%	0.41%	0.19%
Unknown/Not Provided	17.69%	3.70%	

\*

Case Status for Cases &amp; Deaths

	Cases	Cases (%)	Deaths	Deaths (%)
Confirmed	31,168	91.50%	1,365	80.25%
Probable	2,897	8.50%	336	19.75%
Unknown	0	0.00%	0	0.00%
Total	34,065		1,701	

COVID-19 in Colorado by Sex

	Cases	Deaths
Female	49.67%	45.09%
Male	47.69%	54.56%
Unknown	2.64%	0.35%

7/11/20 Sat

36,191 Cases	5,864 Hospitalized	61 Counties	382,859 People Tested	1,724 Deaths Among Cases	1,586 Deaths Due to COVID-19	391 Outbreaks
-----------------	-----------------------	----------------	--------------------------	-----------------------------	---------------------------------	------------------

\*

Colorado Case Counts by County			
Adams	4,669	Kit Carson	36
Alamosa	204	La Plata	133
Arapahoe	5,583	Lake	53
Archuleta	12	Larimer	884
Baca	14	Las Animas	9
Bent	4	Lincoln	4
Boulder	1,498	Logan	641
Broomfield	336	Mesa	137
Chaffee	82	Mineral	15
Cheyenne	5	Moffat	15
Clear Creek	21	Montezuma	77
Conejos	17	Montrose	216
Costilla	22	Morgan	656
Crowley	71	Otero	22
Custer	3	Ouray	12
Delta	84	Park	33
Denver	7,759	Phillips	16
Dolores	0	Pitkin	124
Douglas	1,120	Prowers	36
Eagle	758	Pueblo	422
El Paso	2,935	Rio Blanco	6
Elbert	61	Rio Grande	80
Fremont	42	Routt	81
Garfield	379	Saguache	103
Gilpin	8	San Juan	2
Grand	26	San Miguel	45
Gunnison	192	Sedgwick	0
Hinsdale	3	Summit	294
Huerfano	4	Teller	59
Jackson	7	Washington	46
Jefferson	2,970	Weld	2,973
Kiowa	0	Yuma	54
International	18		
Total Cases	36,191		

COVID-19 in Colorado by Age Group

	Cases	Deaths	CO
0-9	2.70%	0.00%	11.85%
10-19	6.03%	0.17%	13.11%
20-29	19.27%	0.58%	14.61%
30-39	17.46%	0.70%	14.56%
40-49	16.43%	2.73%	13.04%
50-59	15.06%	6.44%	12.67%
60-69	10.17%	12.82%	10.91%
70-79	6.28%	23.38%	6.12%
80+	6.48%	53.19%	3.13%
Unknown	0.11%	0.00%	0.00%

\*

COVID-19 in Colorado by Race &amp; Ethnicity

	Cases	Deaths	CO
American Indian or Alaska Native	0.54%	0.52%	0.56%
Asian	2.33%	3.36%	3.12%
Black	5.17%	6.79%	3.92%
Hispanic, All Races	37.35%	21.64%	21.69%
Multiple - Non Hispanic	1.04%	1.22%	2.65%
Native Hawaiian or Pacific Islander	0.35%	0.35%	0.12%
White - Non Hispanic	33.81%	62.01%	67.76%
Other	0.78%	0.46%	0.19%
Unknown/Not Provided	18.62%	3.65%	

\*

Case Status for Cases &amp; Deaths

	Cases	Cases (%)	Deaths	Deaths (%)
Confirmed	33,189	91.71%	1,397	81.03%
Probable	3,002	8.29%	327	18.97%
Unknown	0	0.00%	0	0.00%
Total	36,191		1,724	

COVID-19 in Colorado by Sex

	Cases	Deaths
Female	49.58%	45.13%
Male	47.58%	54.52%
Unknown	2.84%	0.35%

7/15/20: +1,500 cases in 4 days

37,686 Cases	5,963 Hospitalized	62 Counties	406,967 People Tested	1,738 Deaths Among Cases	1,594 Deaths Due to COVID-19	403 Outbreaks
-----------------	-----------------------	----------------	--------------------------	-----------------------------	---------------------------------	------------------

\*

Colorado Case Counts by County			
Adams	4,847	Kit Carson	37
Alamosa	204	La Plata	146
Arapahoe	5,734	Lake	54
Archuleta	12	Larimer	959
Baca	14	Las Animas	10
Bent	4	Lincoln	4
Boulder	1,558	Logan	641
Broomfield	348	Mesa	153
Chaffee	123	Mineral	17
Cheyenne	5	Moffat	16
Clear Creek	21	Montezuma	81
Conejos	18	Montrose	223
Costilla	22	Morgan	661
Crowley	71	Otero	23
Custer	7	Ouray	12
Delta	84	Park	33
Denver	8,011	Phillips	16
Dolores	0	Pitkin	138
Douglas	1,201	Prowers	38
Eagle	783	Pueblo	450
El Paso	3,168	Rio Blanco	6
Elbert	65	Rio Grande	82
Fremont	46	Routt	84
Garfield	441	Saguache	103
Gilpin	8	San Juan	2
Grand	29	San Miguel	50
Gunnison	193	Sedgwick	2
Hinsdale	3	Summit	293
Huerfano	5	Teller	65
Jackson	8	Washington	46
Jefferson	3,089	Weld	3,047
Kiowa	0	Yuma	54
International	18		
Total Cases	37,686		

COVID-19 in Colorado by Age Group

	Cases	Deaths	CO
0-9	2.73%	0.00%	11.85%
10-19	6.21%	0.17%	13.11%
20-29	19.66%	0.63%	14.61%
30-39	17.57%	0.69%	14.56%
40-49	16.37%	2.70%	13.04%
50-59	14.88%	6.39%	12.67%
60-69	10.00%	12.83%	10.91%
70-79	6.16%	23.53%	6.12%
80+	6.32%	53.05%	3.13%
Unknown	0.11%	0.00%	0.00%

\*

COVID-19 in Colorado by Race &amp; Ethnicity

	Cases	Deaths	CO
American Indian or Alaska Native	0.54%	0.52%	0.56%
Asian	2.31%	3.34%	3.12%
Black	5.11%	6.79%	3.92%
Hispanic, All Races	36.98%	21.69%	21.69%
Multiple - Non Hispanic	1.04%	1.21%	2.65%
Native Hawaiian or Pacific Islander	0.34%	0.35%	0.12%
White - Non Hispanic	33.90%	62.49%	67.76%
Other	0.79%	0.46%	0.19%
Unknown/Not Provided	18.97%	3.16%	

\*

Case Status for Cases &amp; Deaths

	Cases	Cases (%)	Deaths	Deaths (%)
Confirmed	34,663	91.98%	1,408	81.01%
Probable	3,023	8.02%	330	18.99%
Unknown	0	0.00%	0	0.00%
Total	37,686		1,738	

COVID-19 in Colorado by Sex

	Cases	Deaths
Female	49.60%	45.11%
Male	47.45%	54.66%
Unknown	2.94%	0.23%





7/30/20 Thurs +4K in 7 days

46,204 Cases	6,413 Hospitalized	63 Counties	523,174 People Tested	678,823 Test Encounters	1,822 Deaths Among Cases	1,691 Deaths Due to COVID-19	477 Outbreaks
--------------	--------------------	-------------	-----------------------	-------------------------	--------------------------	------------------------------	---------------

\*

Colorado Case Counts by County		
Adams	5,868	Kit Carson 42
Alamosa	222	La Plata 197
Arapahoe	6,798	Lake 69
Archuleta	31	Larimer 1,335
Baca	14	Las Animas 15
Bent	5	Lincoln 6
Boulder	1,840	Logan 647
Broomfield	292	Mesa 250
Chaffee	281	Mineral 18
Cheyenne	8	Moffat 24
Clear Creek	26	Montezuma 107
Conejos	23	Montrose 265
Costilla	22	Morgan 673
Crowley	72	Otero 49
Custer	10	Ouray 12
Delta	101	Park 41
Denver	9,529	Phillips 19
Dolores	1	Pitkin 162
Douglas	1,594	Prowers 47
Eagle	1,006	Pueblo 590
El Paso	4,381	Rio Blanco 6
Elbert	83	Rio Grande 87
Fremont	101	Routt 98
Garfield	682	Saguache 107
Gilpin	13	San Juan 2
Grand	41	San Miguel 73
Gunnison	246	Sedgwick 11
Hinsdale	3	Summit 321
Huerfano	6	Teller 105
Jackson	8	Washington 46
Jefferson	3,821	Weld 3,477
Kiowa	0	Yuma 57
International	18	
Total Cases	46,204	

COVID-19 in Colorado by Age Group

	Cases	Deaths	CO
0-9	2.92%	0.00%	11.85%
10-19	6.91%	0.16%	13.11%
20-29	21.15%	0.66%	14.61%
30-39	18.08%	0.82%	14.56%
40-49	16.03%	2.74%	13.04%
50-59	14.33%	6.48%	12.67%
60-69	9.32%	12.79%	10.91%
70-79	5.63%	23.55%	6.12%
80+	5.55%	52.80%	3.13%
Unknown	0.09%	0.00%	0.00%

\*

COVID-19 in Colorado by Race & Ethnicity

	Cases	Deaths	CO
American Indian or Alaska Native	0.51%	0.66%	0.56%
Asian	2.04%	3.24%	3.12%
Black	4.63%	6.64%	3.92%
Hispanic, All Races	35.57%	22.28%	21.69%
Multiple - Non Hispanic	0.98%	1.32%	2.65%
Native Hawaiian or Pacific Islander	0.32%	0.33%	0.12%
White - Non Hispanic	32.43%	61.91%	67.76%
Other	0.74%	0.38%	0.19%
Unknown/Not Provided	22.78%	3.24%	

\*

Case Status for Cases & Deaths

	Cases	Cases (%)	Deaths	Deaths (%)
Confirmed	43,032	93.13%	1,483	81.39%
Probable	3,172	6.87%	339	18.61%
Unknown	0	0.00%	0	0.00%
Total	46,204		1,822	

COVID-19 in Colorado by Sex

	Cases	Deaths
Female	48.65%	44.73%
Male	47.14%	54.99%
Unknown	4.21%	0.27%

8/3/20 Mon 4 days Arapahoe Cty +225, >7K cases

47,968 Cases	6,487 Hospitalized	63 Counties	548,808 People Tested	721,921 Test Encounters	1,844 Deaths Among Cases	1,710 Deaths Due to COVID-19	483 Outbreaks
--------------	--------------------	-------------	-----------------------	-------------------------	--------------------------	------------------------------	---------------

\*

Colorado Case Counts by County		
Adams	6,115	Kit Carson 43
Alamosa	224	La Plata 198
Arapahoe	7,023	Lake 73
Archuleta	33	Larimer 1,417
Baca	14	Las Animas 15
Bent	5	Lincoln 6
Boulder	1,927	Logan 648
Broomfield	417	Mesa 271
Chaffee	287	Mineral 18
Cheyenne	8	Moffat 25
Clear Creek	27	Montezuma 108
Conejos	23	Montrose 283
Costilla	22	Morgan 677
Crowley	72	Otero 61
Custer	10	Ouray 12
Delta	110	Park 42
Denver	9,813	Phillips 19
Dolores	1	Pitkin 172
Douglas	1,653	Prowers 48
Eagle	1,069	Pueblo 615
El Paso	4,625	Rio Blanco 8
Elbert	87	Rio Grande 87
Fremont	112	Routt 108
Garfield	721	Saguache 107
Gilpin	16	San Juan 2
Grand	44	San Miguel 76
Gunnison	257	Sedgwick 11
Hinsdale	3	Summit 323
Huerfano	6	Teller 113
Jackson	8	Washington 47
Jefferson	3,971	Weld 3,552
Kiowa	0	Yuma 62
International	18	
Total Cases	47,968	

COVID-19 in Colorado by Age Group

	Cases	Deaths	CO
0-9	2.97%	0.00%	11.85%
10-19	7.03%	0.16%	13.11%
20-29	21.31%	0.65%	14.61%
30-39	18.13%	0.81%	14.56%
40-49	16.01%	2.77%	13.04%
50-59	14.28%	6.45%	12.67%
60-69	9.27%	12.85%	10.91%
70-79	5.53%	23.48%	6.12%
80+	5.38%	52.82%	3.13%
Unknown	0.09%	0.00%	0.00%

\*

COVID-19 in Colorado by Race & Ethnicity

	Cases	Deaths	CO
American Indian or Alaska Native	0.59%	0.65%	0.56%
Asian	2.17%	3.25%	3.12%
Black	5.10%	6.72%	3.92%
Hispanic, All Races	38.47%	22.56%	21.69%
Multiple - Non Hispanic	1.34%	1.36%	2.65%
Native Hawaiian or Pacific Islander	0.38%	0.33%	0.12%
White - Non Hispanic	36.78%	63.02%	67.76%
Other	0.78%	0.38%	0.19%
Unknown/Not Provided	14.40%	1.74%	

\*

Case Status for Cases & Deaths

	Cases	Cases (%)	Deaths	Deaths (%)
Confirmed	44,773	93.34%	1,503	81.51%
Probable	3,195	6.66%	341	18.49%
Unknown	0	0.00%	0	0.00%
Total	47,968		1,844	

COVID-19 in Colorado by Sex

	Cases	Deaths
Female	48.68%	44.58%
Male	46.99%	55.15%
Unknown	4.34%	0.27%

8/10/20 Mon. +3K in 7 days

51,039 Cases	6,627 Hospitalized	63 Counties	593,794 People Tested	810,276 Test Encounters	1,863 Deaths Among Cases	1,746 Deaths Due to COVID-19	514 Outbreaks
--------------	--------------------	-------------	-----------------------	-------------------------	--------------------------	------------------------------	---------------

\*

Colorado Case Counts by County		
Adams	6,529	Kit Carson 56
Alamosa	230	La Plata 219
Arapahoe	7,340	Lake 79
Archuleta	36	Larimer 1,575
Baca	15	Las Animas 17
Bent	9	Lincoln 8
Boulder	2,059	Logan 651
Broomfield	475	Mesa 316
Chaffee	303	Mineral 18
Cheyenne	9	Moffat 32
Clear Creek	30	Montezuma 112
Conejos	23	Montrose 310
Costilla	23	Morgan 686
Crowley	72	Otero 71
Custer	11	Ouray 14
Delta	125	Park 42
Denver	10,263	Phillips 19
Dolores	1	Pitkin 186
Douglas	1,744	Prowers 53
Eagle	1,124	Pueblo 699
El Paso	5,134	Rio Blanco 16
Elbert	105	Rio Grande 89
Fremont	126	Routt 125
Garfield	768	Saguache 106
Gilpin	16	San Juan 2
Grand	46	San Miguel 89
Gunnison	273	Sedgwick 11
Hinsdale	3	Summit 333
Huerfano	8	Teller 133
Jackson	9	Washington 49
Jefferson	4,210	Weld 3,723
Kiowa	0	Yuma 63
International	18	
Total Cases	51,039	

COVID-19 in Colorado by Age Group

	Cases	Deaths	CO
0-9	3.05%	0.00%	11.85%
10-19	7.36%	0.16%	13.11%
20-29	21.52%	0.64%	14.61%
30-39	18.17%	0.86%	14.56%
40-49	16.02%	2.79%	13.04%
50-59	14.14%	6.49%	12.67%
60-69	9.13%	12.78%	10.91%
70-79	5.38%	23.35%	6.12%
80+	5.14%	52.93%	3.13%
Unknown	0.09%	0.00%	0.00%

\*

COVID-19 in Colorado by Race & Ethnicity

	Cases	Deaths	CO
American Indian or Alaska Native	0.58%	0.70%	0.56%
Asian	2.11%	3.27%	3.12%
Black	4.94%	6.66%	3.92%
Hispanic, All Races	38.34%	22.65%	21.69%
Multiple - Non Hispanic	1.33%	1.34%	2.65%
Native Hawaiian or Pacific Islander	0.38%	0.32%	0.12%
White - Non Hispanic	36.65%	62.86%	67.76%
Other	0.82%	0.43%	0.19%
Unknown/Not Provided	14.85%	1.77%	

\*

Case Status for Cases & Deaths

	Cases	Cases (%)	Deaths	Deaths (%)
Confirmed	47,651	93.36%	1,522	81.70%
Probable	3,388	6.64%	341	18.30%
Unknown	0	0.00%	0	0.00%
Total	51,039		1,863	

COVID-19 in Colorado by Sex

	Cases	Deaths
Female	48.62%	44.39%
Male	46.80%	55.34%
Unknown	4.59%	0.27%

8/17/20 Mon. +2.4K in 7 days

53,370 Cases	6,739 Hospitalized	63 Counties	636,081 People Tested	881,252 Test Encounters	1,896 Deaths Among Cases	1,778 Deaths Due to COVID-19	545 Outbreaks
--------------	--------------------	-------------	-----------------------	-------------------------	--------------------------	------------------------------	---------------

\*

Colorado Case Counts by County		
Adams	6,848	Kit Carson 70
Alamosa	233	La Plata 233
Arapahoe	7,610	Lake 79
Archuleta	41	Larimer 1,700
Baca	15	Las Animas 18
Bent	11	Lincoln 8
Boulder	2,141	Logan 658
Broomfield	492	Mesa 268
Chaffee	304	Mineral 18
Cheyenne	9	Moffat 32
Clear Creek	31	Montezuma 117
Conejos	27	Montrose 323
Costilla	24	Morgan 699
Crowley	73	Otero 78
Custer	13	Ouray 13
Delta	133	Park 42
Denver	10,607	Phillips 19
Dolores	2	Pitkin 190
Douglas	1,840	Prowers 69
Eagle	1,154	Pueblo 757
El Paso	5,509	Rio Blanco 20
Elbert	111	Rio Grande 92
Fremont	138	Routt 128
Garfield	802	Saguache 107
Gilpin	17	San Juan 2
Grand	54	San Miguel 93
Gunnison	279	Sedgwick 11
Hinsdale	3	Summit 345
Huerfano	8	Teller 145
Jackson	9	Washington 51
Jefferson	4,429	Weld 3,826
Kiowa	0	Yuma 63
International	19	
Total Cases	53,370	

COVID-19 in Colorado by Age Group

	Cases	Deaths	CO
0-9	3.19%	0.00%	11.85%
10-19	7.59%	0.16%	13.11%
20-29	21.58%	0.69%	14.61%
30-39	18.13%	0.90%	14.56%
40-49	16.01%	2.80%	13.04%
50-59	14.13%	6.43%	12.67%
60-69	9.03%	12.61%	10.91%
70-79	5.28%	23.52%	6.12%
80+	4.99%	52.90%	3.13%
Unknown	0.09%	0.00%	0.00%

\*

COVID-19 in Colorado by Race & Ethnicity

	Cases	Deaths	CO
American Indian or Alaska Native	0.58%	0.74%	0.56%
Asian	2.07%	3.22%	3.12%
Black	4.86%	6.65%	3.92%
Hispanic, All Races	38.41%	22.73%	21.69%
Multiple - Non Hispanic	1.33%	1.32%	2.65%
Native Hawaiian or Pacific Islander	0.40%	0.32%	0.12%
White - Non Hispanic	36.84%	62.76%	67.76%
Other	0.82%	0.42%	0.19%
Unknown/Not Provided	14.69%	1.85%	

\*

Case Status for Cases & Deaths

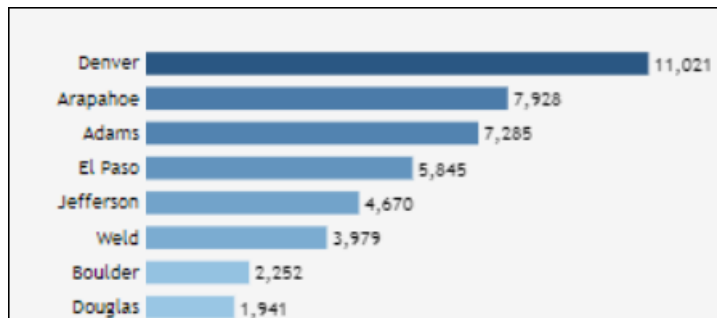
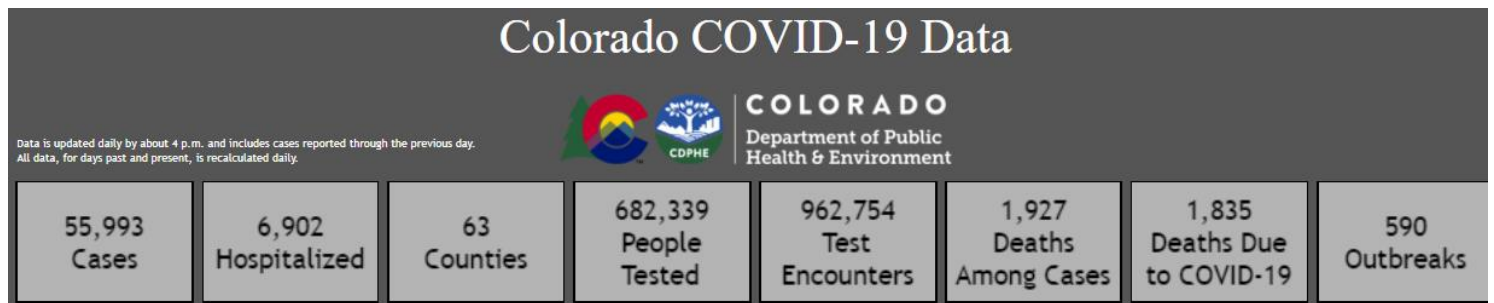
	Cases	Cases (%)	Deaths	Deaths (%)
Confirmed	49,801	93.31%	1,552	81.86%
Probable	3,569	6.69%	344	18.14%
Unknown	0	0.00%	0	0.00%
Total	53,370		1,896	

COVID-19 in Colorado by Sex


	Cases	Deaths
Female	48.60%	44.67%
Male	46.70%	55.01%
Unknown	4.70%	0.32%



8/27/20 Thurs: +3.4K in 10 days: +340 cases per day (Arapahoe Cty +318 cases: +32/day)



9/3/20 Thurs: +2.3K in 7 days: +328 cases per day (Arapahoe Cty +286 cases: +41/day)



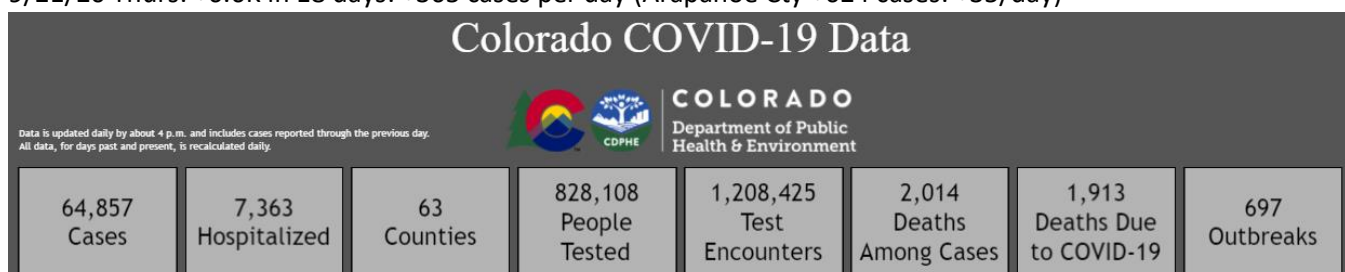
Cases by US County
11,366 confirmed Denver <b>Colorado</b> US
8,214 confirmed Arapahoe <b>Colorado</b> US
7,663 confirmed Adams <b>Colorado</b> US
6,098 confirmed El Paso <b>Colorado</b> US
4,878 confirmed Jefferson <b>Colorado</b> US
4,113 confirmed Weld <b>Colorado</b> US
2,347 confirmed Boulder <b>Colorado</b> US

9/3/20 (above)

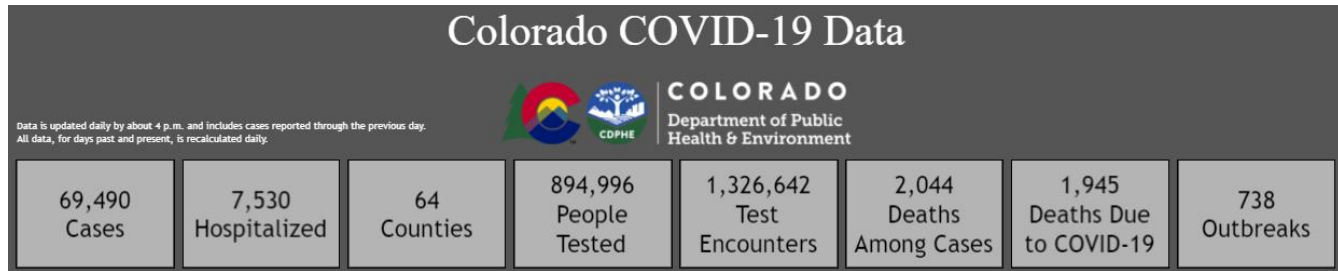
Cases by US County
12,422 confirmed Denver <b>Colorado</b> US
8,838 confirmed Arapahoe <b>Colorado</b> US
8,448 confirmed Adams <b>Colorado</b> US
6,663 confirmed El Paso <b>Colorado</b> US
5,364 confirmed Jefferson <b>Colorado</b> US
4,507 confirmed Weld <b>Colorado</b> US
3,475 confirmed Boulder <b>Colorado</b> US

9/21/20 (below):

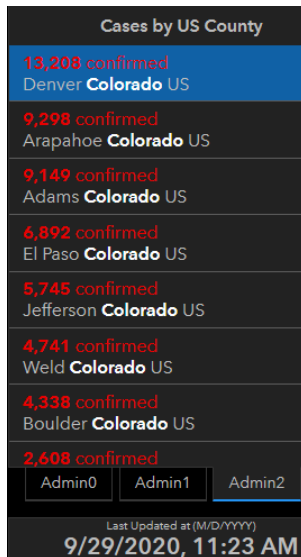
9/21/20 Thurs: +6.6K in 18 days: +365 cases per day (Arapahoe Cty +624 cases: +35/day)



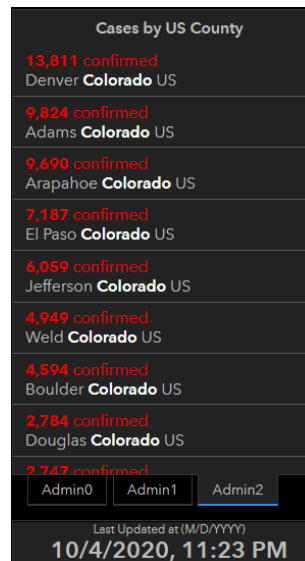
9/28/20 Tues: +4.6K in 8 days: +579 cases per day (increase due to CU Boulder? +873 cases: +108/day – was +63/day)



9/29/20 above




10/4/20 below

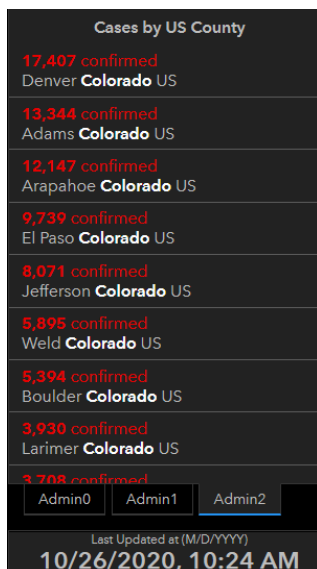


10/4/20 73,000 CO cases (per Johns Hopkins): +3,500 in 5 days (+700/day)


10/26/20 +25.6K in 28 days: +914 cases per day (Arapahoe Cty +2,850 cases: +100/day)



10/26/20 above



11/5/20 +26K in 11 days: +2,356 cases per day (Arapahoe Cty +3K cases: +275/day).



11/5/20`

Cases by US County
21,546 confirmed
Denver <b>Colorado</b> US
17,104 confirmed
Adams <b>Colorado</b> US
15,182 confirmed
Arapahoe <b>Colorado</b> US
12,925 confirmed
El Paso <b>Colorado</b> US
10,607 confirmed
Jefferson <b>Colorado</b> US
7,334 confirmed
Weld <b>Colorado</b> US
6,425 confirmed
Boulder <b>Colorado</b> US
4,998 confirmed
Douglas <b>Colorado</b> US
<div style="display: flex; justify-content: space-between; padding: 0 5px;"> <span>Admin0</span> <span>Admin1</span> <span>Admin2</span> </div>
<div style="text-align: right; font-size: x-small;">Last Updated at (M/D/YYYY)</div> <div style="text-align: right; font-weight: bold;">11/5/2020, 9:25 PM</div>


11/15/20

Cases by US County
27,719 confirmed
Denver <b>Colorado</b> US
22,149 confirmed
Adams <b>Colorado</b> US
19,897 confirmed
Arapahoe <b>Colorado</b> US
18,170 confirmed
El Paso <b>Colorado</b> US
14,580 confirmed
Jefferson <b>Colorado</b> US
9,844 confirmed
Weld <b>Colorado</b> US
8,435 confirmed
Boulder <b>Colorado</b> US
7,100 confirmed
Douglas <b>Colorado</b> US
<div style="display: flex; justify-content: space-between; padding: 0 5px;"> <span>Admin0</span> <span>Admin1</span> <span>Admin2</span> </div>
<div style="text-align: right; font-size: x-small;">Last Updated at (M/D/YYYY)</div> <div style="text-align: right; font-weight: bold;">11/16/2020, 10:26 AM</div>

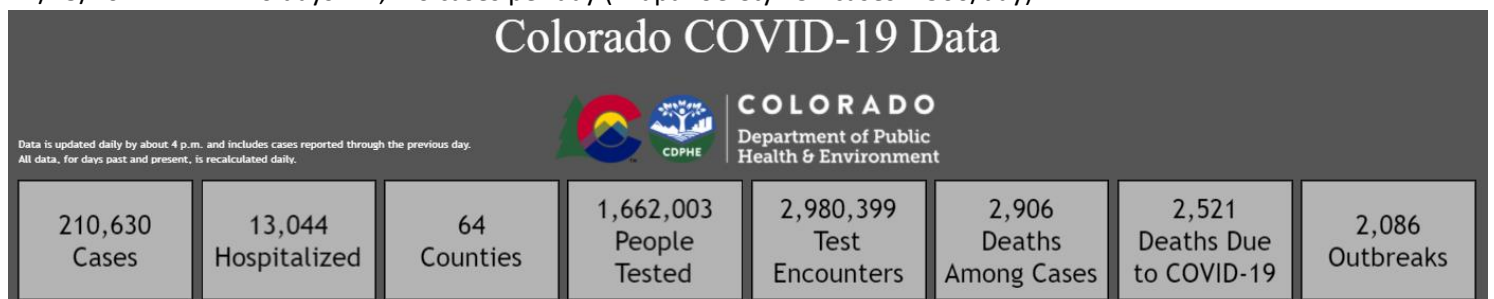
11/25/20

Cases by US County
34,212 cases
Denver <b>Colorado</b> US
27,228 cases
Adams <b>Colorado</b> US
24,917 cases
Arapahoe <b>Colorado</b> US
24,047 cases
El Paso <b>Colorado</b> US
18,779 cases
Jefferson <b>Colorado</b> US
12,799 cases
Weld <b>Colorado</b> US
10,298 cases
Boulder <b>Colorado</b> US
9,618 cases
Douglas <b>Colorado</b> US
<div style="display: flex; justify-content: space-between; padding: 0 5px;"> <span>Admin0</span> <span>Admin1</span> <span>Admin2</span> </div>
<div style="text-align: right; font-size: x-small;">Last Updated at (M/D/YYYY)</div> <div style="text-align: right; font-weight: bold;">11/25/2020, 10:27 PM</div>

11/16/20 +42.4K in 10 days: +4,241 cases per day (Arapahoe Cty +4.7 cases: +472/day).

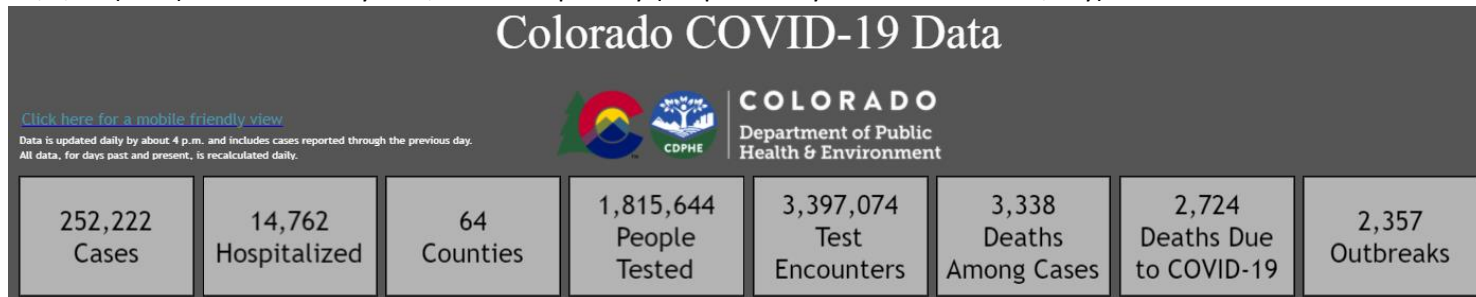


11/25/20 +47.2K in 10 days: +4,720 cases per day (Arapahoe Cty +5K cases: +500/day).





12/4/20 (4PM) +41.6K in 9 days: +4,620 cases per day (Arapahoe Cty +4.3K cases: +475/day).



12/4/20 (after 4PM #s)

Cases by US County

38,770 cases	Denver	Colorado	US
31,535 cases	Adams	Colorado	US
30,174 cases	El Paso	Colorado	US
29,191 cases	Arapahoe	Colorado	US
22,352 cases	Jefferson	Colorado	US
15,145 cases	Weld	Colorado	US
11,775 cases	Boulder	Colorado	US
11,714 cases	Douglas	Colorado	US
11,144 cases	Admin0	Admin1	Admin2

Last Updated at (M/D/YYYY)

12/4/2020, 11:26 PM

12/13/20 (before 12/14 4PM #s)

Cases by US County	
42,578 cases	Denver <b>Colorado</b> US
35,145 cases	Adams <b>Colorado</b> US
35,123 cases	El Paso <b>Colorado</b> US
32,946 cases	Arapahoe <b>Colorado</b> US
25,748 cases	Jefferson <b>Colorado</b> US
17,240 cases	Weld <b>Colorado</b> US
13,504 cases	Douglas <b>Colorado</b> US
13,069 cases	Larimer <b>Colorado</b> US
12,048 cases	
Admin0	Admin1 Admin2
Last Updated at (M/D/YYYY)	
12/14/2020, 10:28 AM	

12/17/20 (before 12/18 4PM)

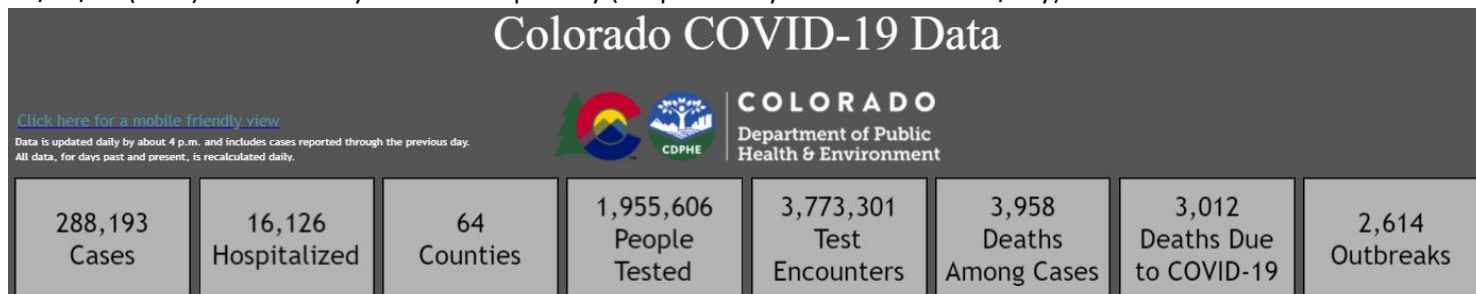
Cases by US County

43,765 cases	Denver	Colorado	US
36,752 cases	El Paso	Colorado	US
36,396 cases	Adams	Colorado	US
34,227 cases	Arapahoe	Colorado	US
26,831 cases	Jefferson	Colorado	US
17,946 cases	Weld	Colorado	US
14,035 cases	Douglas	Colorado	US
13,639 cases	Larimer	Colorado	US
13,360 cases	Boulder	Colorado	US
Admin0	Admin1	Admin2	

Last Updated at (M/D/YYYY)

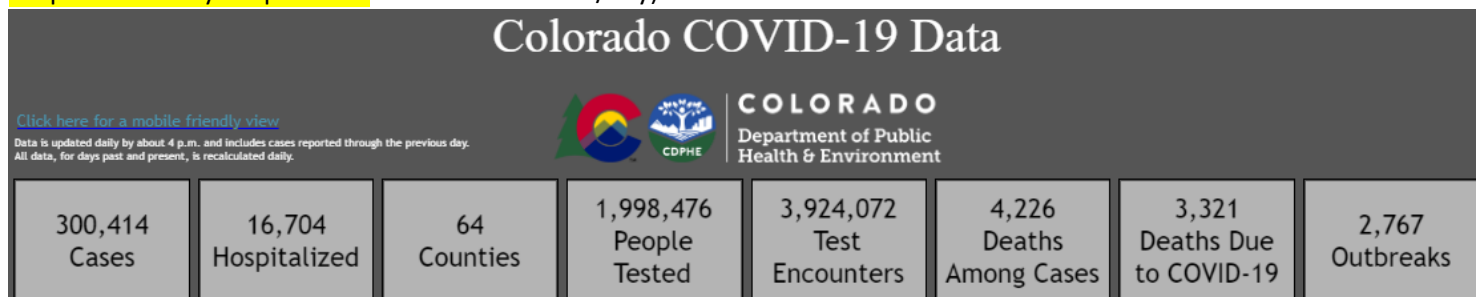
12/18/2020, 10:28 AM

12/13/20 (4PM) +36K in 9 days: +4K cases per day (Arapahoe Cty +3.8K cases: +417/day).




12/17/20 (4PM): Colorado surpasses 300K cases (+12.2K in 4 days: +3K cases per day)

Arapahoe County drops to 4th: +1.3K cases: +320/day).



12/30/20 (4PM) +30K in 13 days: +2.3K cases per day (Arapahoe County +3.3K cases: +257/day). CO improving significantly.



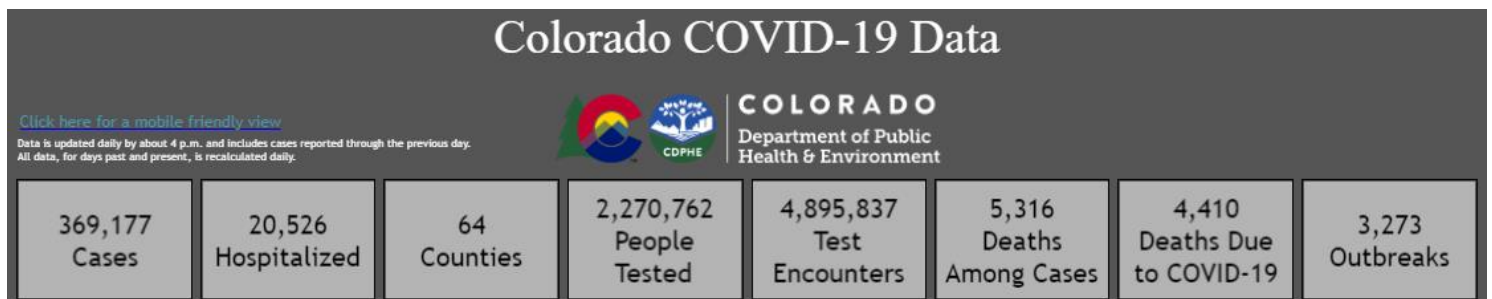
12/31/20 (before 4PM #s)

Cases by US County
47,167 cases Denver <b>Colorado</b> US
40,752 cases El Paso <b>Colorado</b> US
39,554 cases Adams <b>Colorado</b> US
37,562 cases Arapahoe <b>Colorado</b> US
29,295 cases Jefferson <b>Colorado</b> US
19,777 cases Weld <b>Colorado</b> US
15,488 cases Douglas <b>Colorado</b> US
14,985 cases Larimer <b>Colorado</b> US
14,512 cases Boulder <b>Colorado</b> US
13,103 cases Pueblo <b>Colorado</b> US
8,941 cases Mesa <b>Colorado</b> US
4,617 cases Fremont <b>Colorado</b> US
3,833 cases
Admin0 Admin1 Admin2
Last Updated at (M/D/YYYY) <b>12/31/2020, 9:22 AM</b>

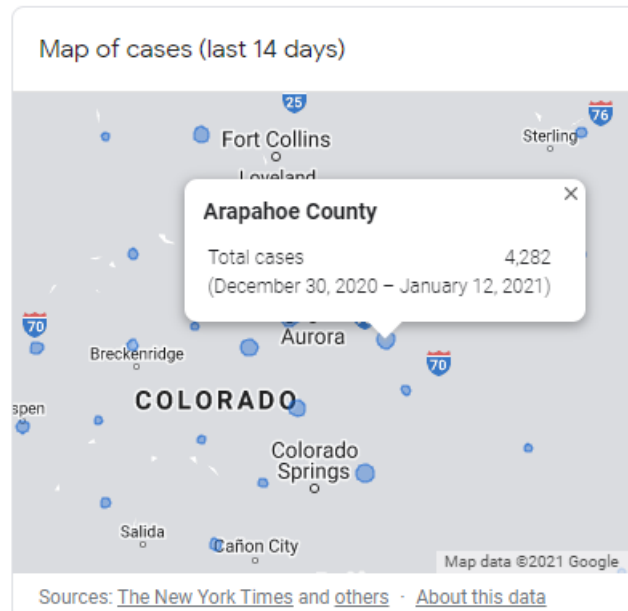
1/14/21 (after 4PM #s)

Cases by US County
52,595 cases Denver <b>Colorado</b> US
45,073 cases El Paso <b>Colorado</b> US
43,412 cases Adams <b>Colorado</b> US
41,994 cases Arapahoe <b>Colorado</b> US
32,441 cases Jefferson <b>Colorado</b> US
22,068 cases Weld <b>Colorado</b> US
17,533 cases Douglas <b>Colorado</b> US
16,612 cases Larimer <b>Colorado</b> US
16,032 cases Boulder <b>Colorado</b> US
13,930 cases Pueblo <b>Colorado</b> US
Admin0 Admin1 Admin2
Last Updated at (M/D/YYYY) <b>1/14/2021, 7:22 PM</b>

January 14, 2021 (4PM MT) +38.3K in 14 days: +2.7K cases per day (Arapahoe County +4.4K cases: +317/day).



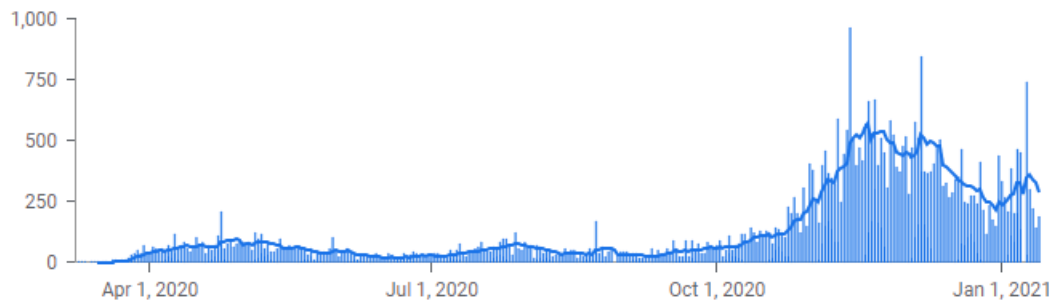
Arapahoe County, Colorado data- added 1/14/21



## Cases over time

Arapahoe County

Cases: **New** Total



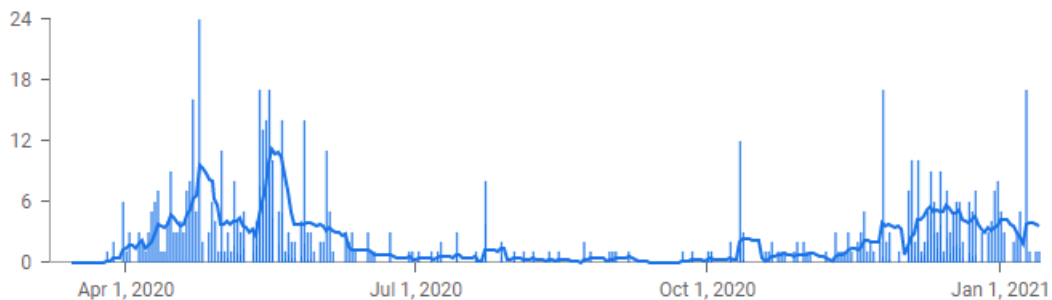
Each day shows new cases reported since the previous day

Updated less than 17 hours ago • Source: [The New York Times](#)

## Deaths over time

Arapahoe County

Deaths: **New** Total



Updated less than 17 hours ago • Source: [The New York Times](#)