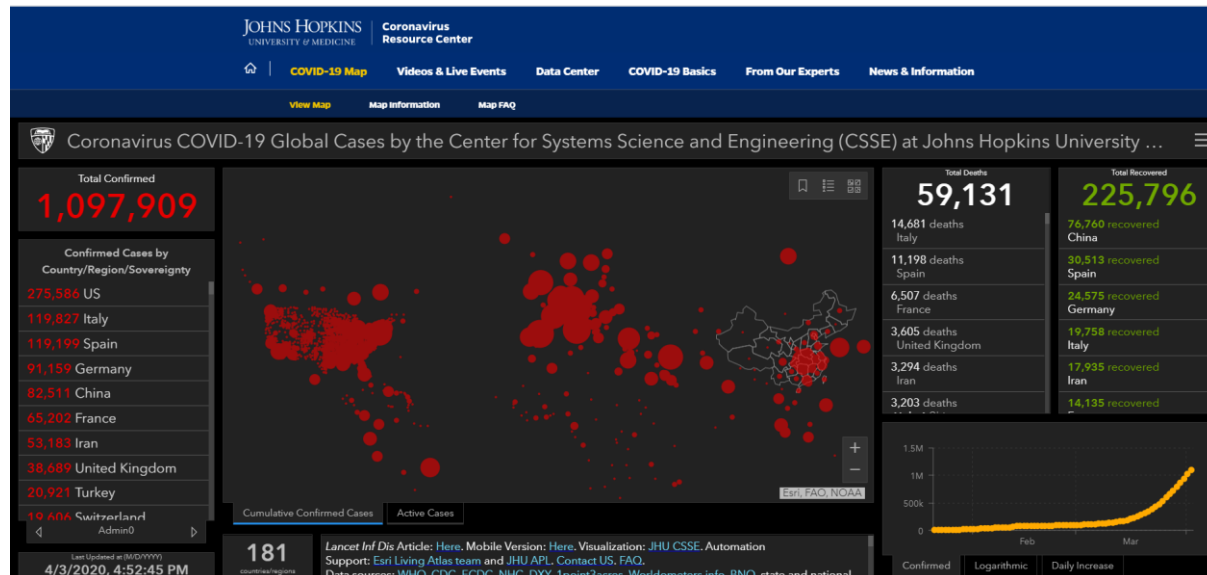



Coronavirus COVID-19 Global Cases by the Center for Systems Science & Engineering (CSSE) at John Hopkins University

<https://coronavirus.jhu.edu/map.html>

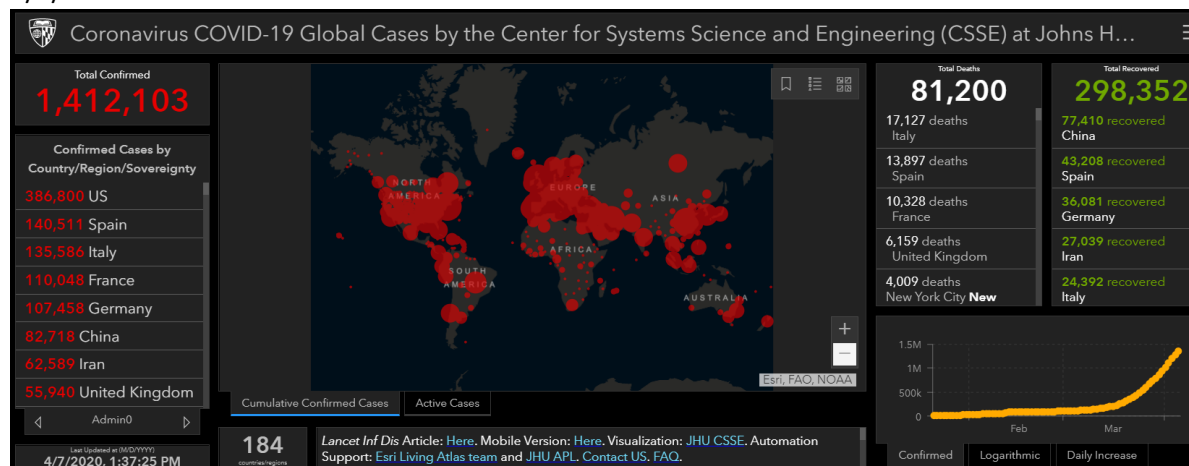
April 3, 2020: Global Cases exceed 1 million. (See January 26, 2021 below: Global Cases exceed 100 million.)



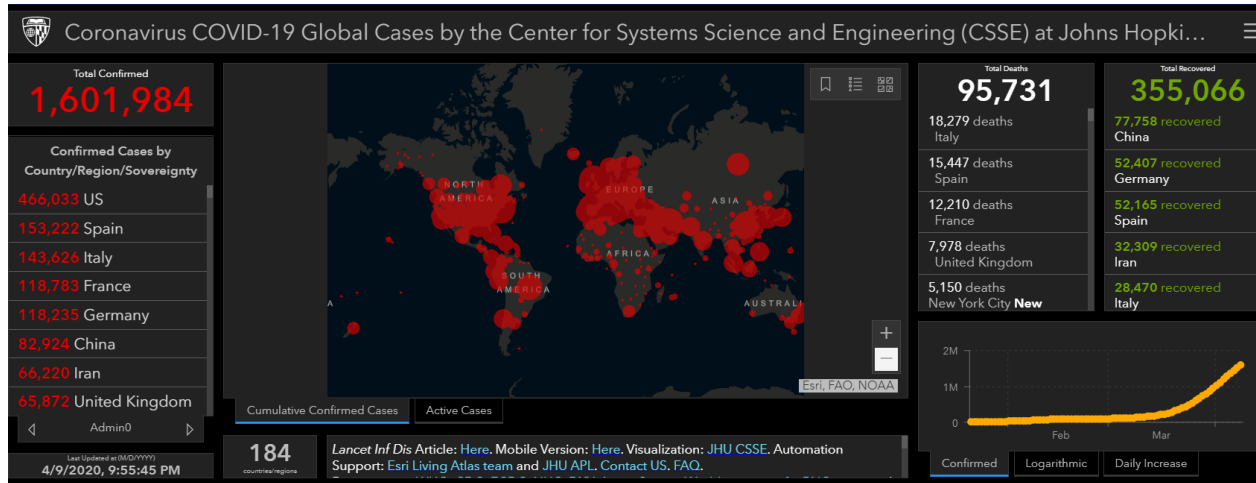
4/5/20 Sun



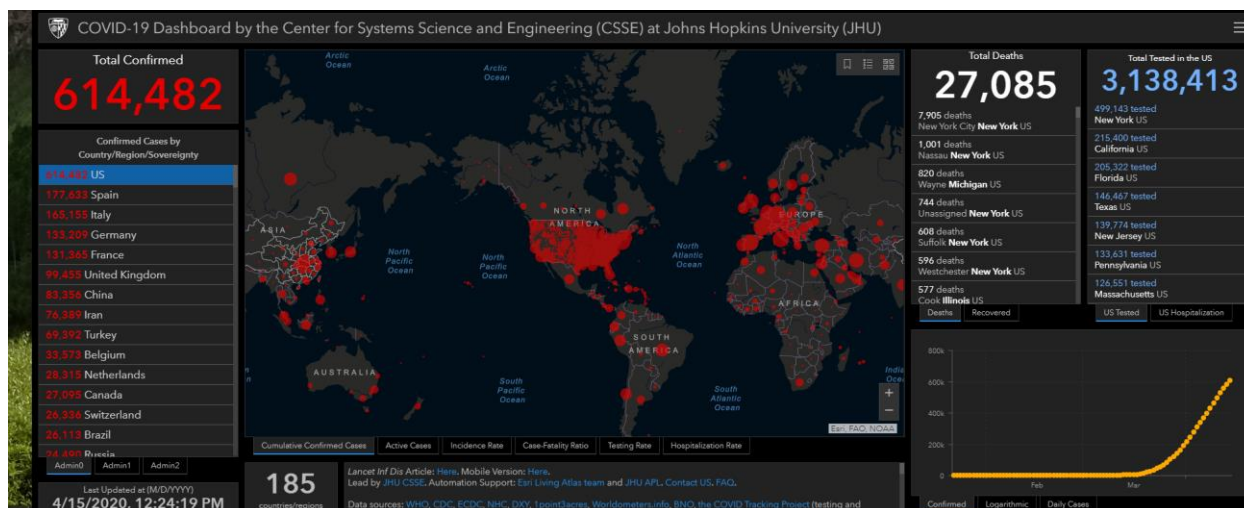
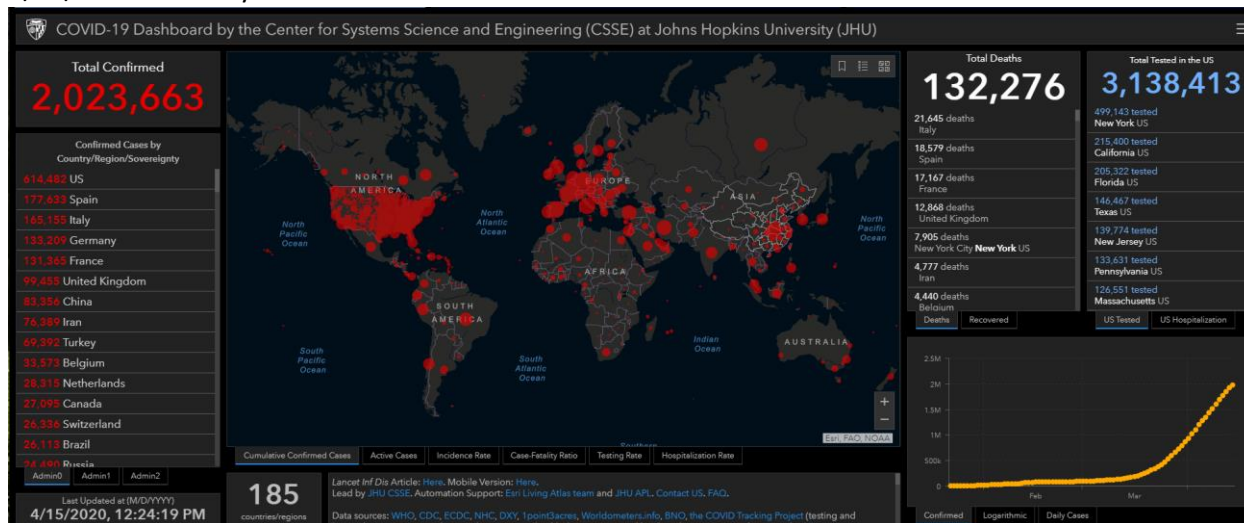
4/7/20 Tues



4/9/20 Thursday



4/15/20 Wednesday – 1.1 million to 2 million in 2 weeks



COVID-19 Dashboard by the Center for Systems Science and Engineering (CSSE) at Johns Hopkins University (J...)

Total Confirmed: **2,284,018**

Confirmed Cases by Country/Region/Sovereignty

- 711,197 US
- 191,726 Spain
- 175,925 Italy
- 149,146 France
- 142,569 Germany
- 115,299 United Kingdom
- 83,787 China
- 80,868 Iran
- 70,044
- 70,044

World Map: Cumulative Confirmed Cases (Esri, FAO, NOAA)

Total Deaths: **157,400**

Total Tested in the US: **3,574,392**

Deaths by Country/Region:

- 23,227 deaths Italy
- 20,043 deaths Spain
- 18,681 deaths France
- 15,464 deaths United Kingdom
- 12,682 deaths Germany
- 12,682 deaths United States
- 12,682 deaths China
- 12,682 deaths Iran
- 12,682 deaths
- 12,682 deaths

US Tested:

- 573,223 tested New York US
- 251,614 tested California US
- 239,982 tested Florida US
- 169,536 tested Texas US
- 157,449 tested US Tested

Daily New Cases (Line Graph):

Confirmed | Logarithmic | Daily Cases

185 countries/regions

Lancet Inf Dis Article: [Here](#). Mobile Version: [Here](#).
Lead by [JHU CSSE](#). Automation Support: [Esri Living Atlas team](#) and [JHU APL](#). Contact [US](#), [FAO](#).

Last Updated at (MM/YYYY): 4/18/2020, 10:38:15 AM

COVID-19 Dashboard by the Center for Systems Science and Engineering (CSSE) at Johns Hopkins University (JHU)

Total Confirmed: 3,142,942

Confirmed Cases by Country/Region/Sovereignty

1,015,289 US
236,899 Spain
201,505 Italy
169,053 France
162,350 United Kingdom
160,479 Germany
114,653 Turkey
99,399 Russia
93,657 Iran

Admin0

Last updated at (M/D/YYYY): 4/29/2020, 9:32:25 AM

185 countries/regions

Lancet Inf Dis Article: [Here](#), Mobile Version: [Here](#).
Lead by JHU CSSE, Automation Support: Eri Living Atlas team and JHU APL, Contact US, FAQ.

Total Deaths: 218,649

Total Test Results in US: 5,795,728

Deaths	Recovered
27,359 deaths Italy	844,994 tested New York US
24,275 deaths Spain	577,608 tested California US
23,660 deaths France	366,875 tested Florida US
21,678 deaths United Kingdom	300,384 tested Texas US
17,682 deaths Mexico US, China, South Korea	254,500 tested Massachusetts US

US total tests

Cumulative Confirmed Cases | Active Cases | Incidence Rate | Case-Fatality Ratio | Testing Rate | Hospitalization Rate

Confirmed | Logarithmic | Daily Cases

COVID-19 Dashboard by the Center for Systems Science and Engineering (CSSE) at Johns Hopkins University (JHU)

Total Confirmed: **4,347,018**

Confirmed Cases by Country/Region/Sovereignty

Country/Region/Sovereignty	Confirmed Cases
US	1,390,734
Russia	242,271
United Kingdom	230,985
Spain	228,691
Italy	222,104
Brazil	190,137
France	178,184
Germany	174,098
Turkey	143,114

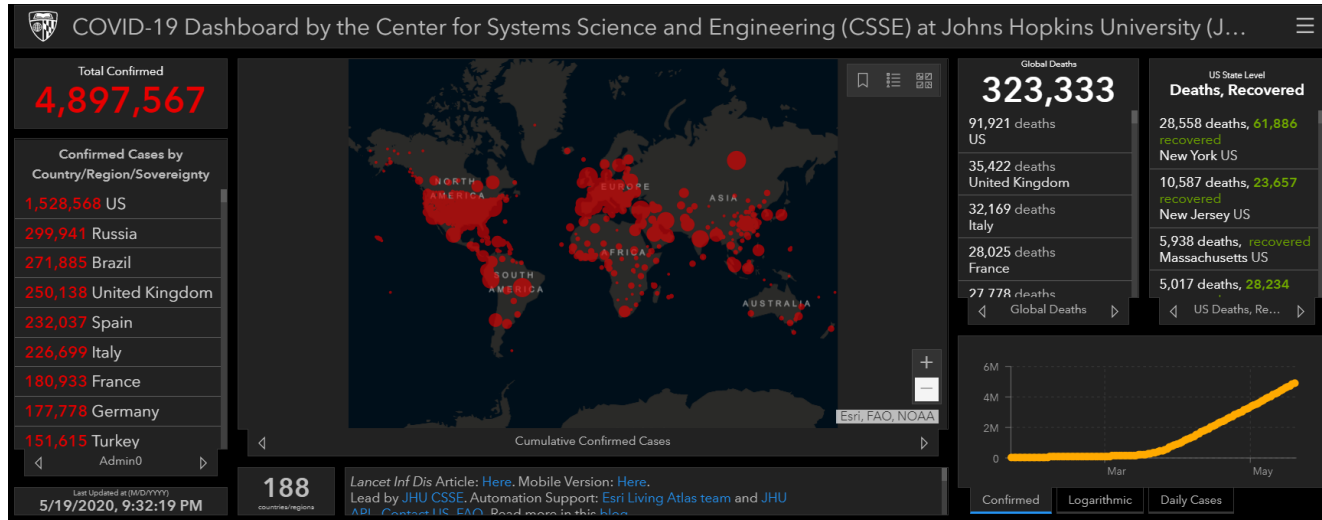
Global Deaths: **297,197**

US State Level Deaths, Recovered

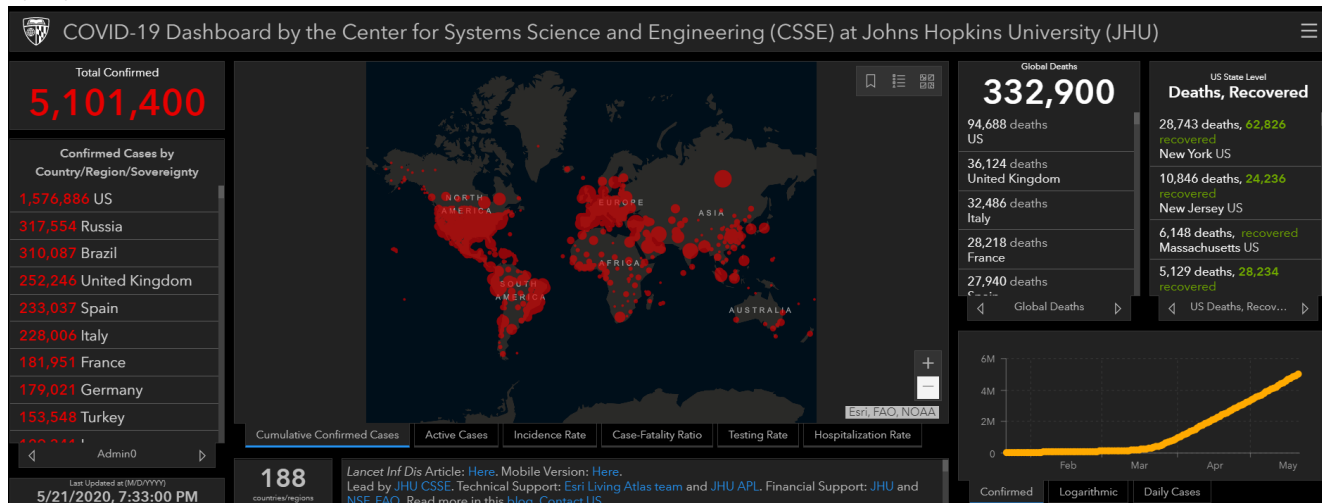
US State Level	Deaths	Recovered
US	84,133	59,193
New York US	27,477	15,642
New Jersey US	9,714	15,642
Massachusetts US	5,315	15,642
Massachusetts US	4,714	22,686

5/13/2020, 9:32:28 PM

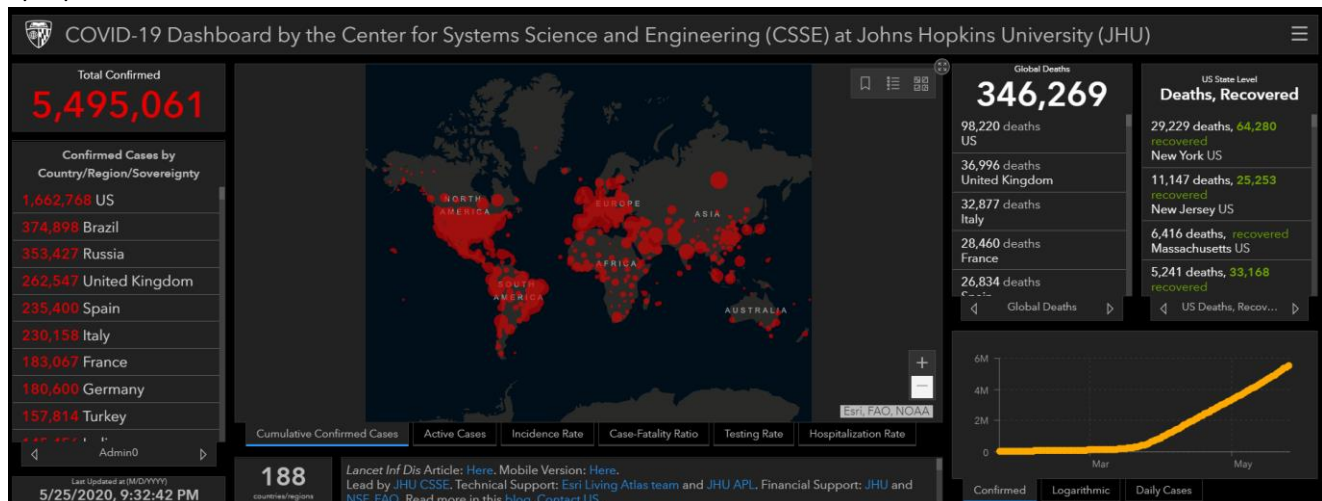
5/19/20



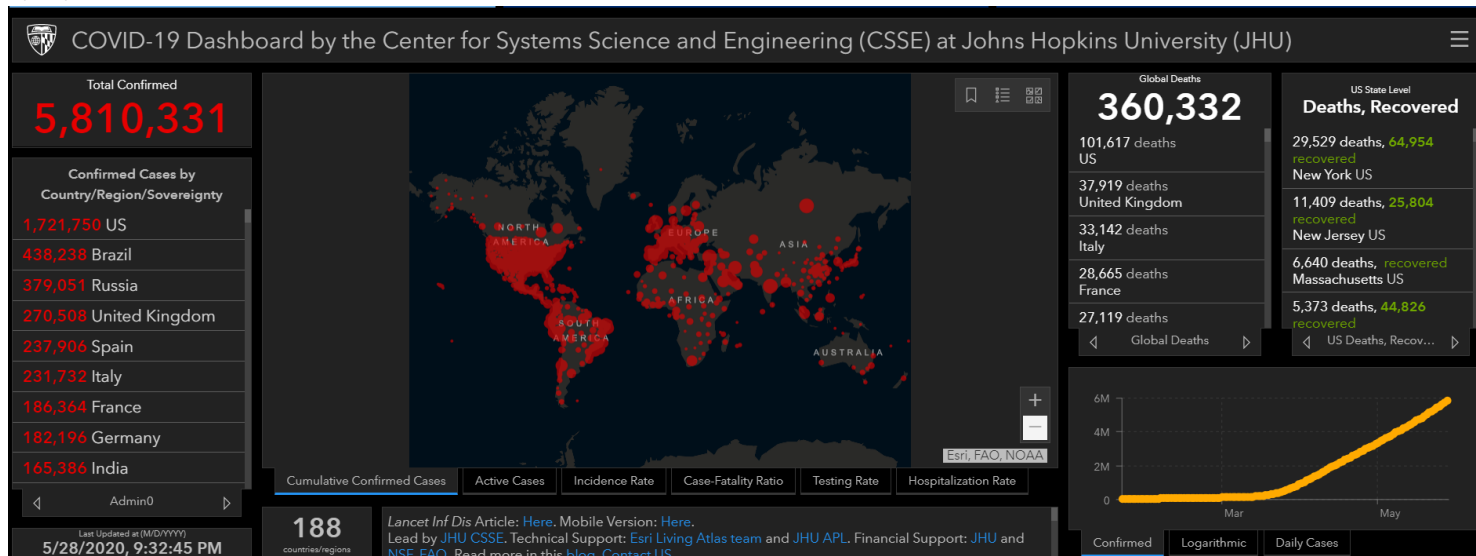
5/21/20



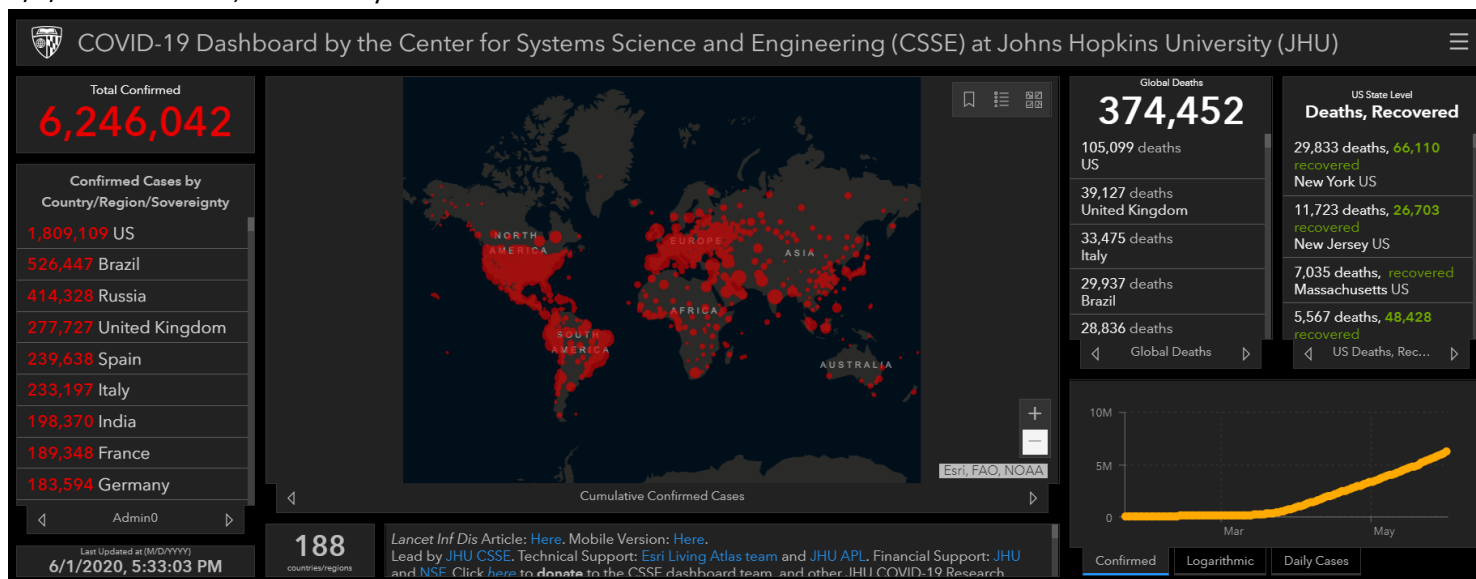
5/25/20



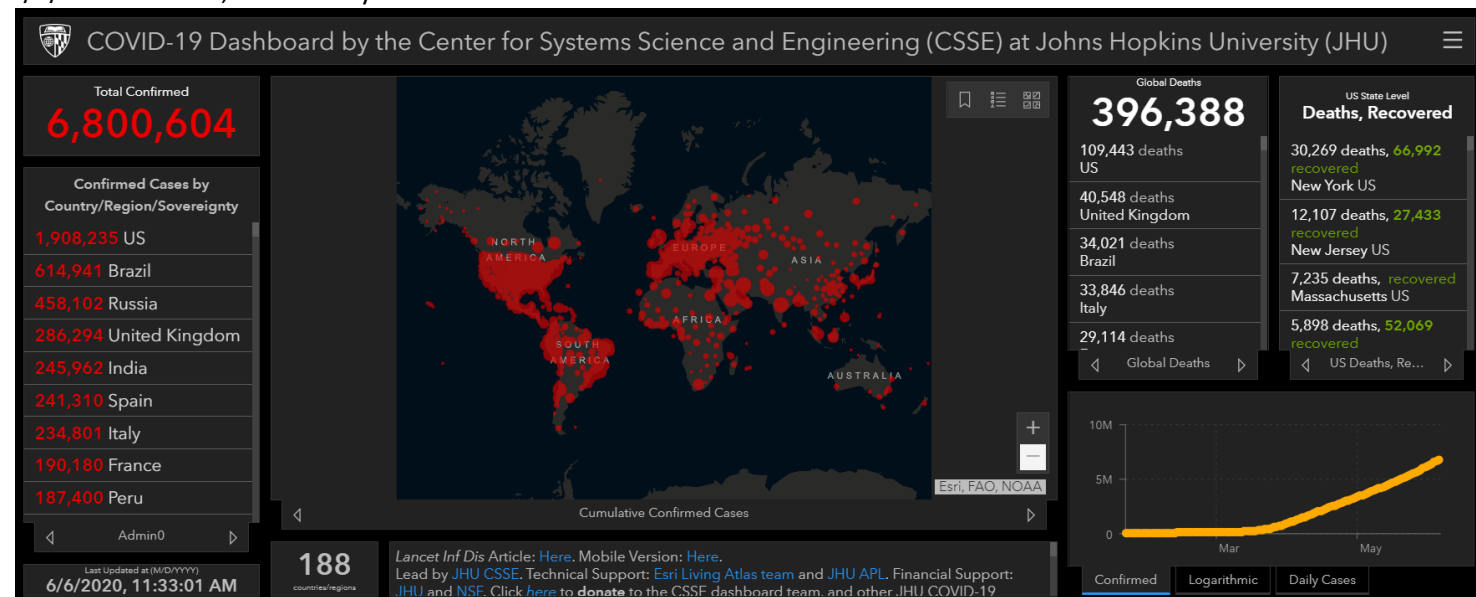
5/28/20 Thurs



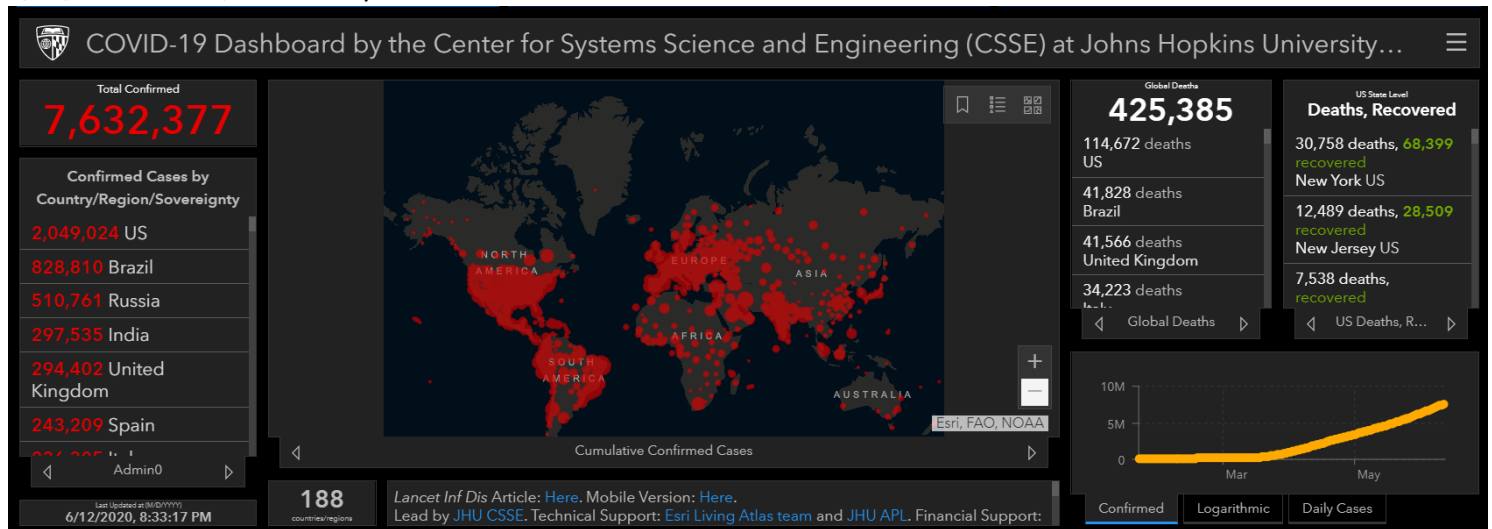
6/1/20 Mon – +420,000 in 4 days



6/6/20 Sat – +550,000 in 5 days



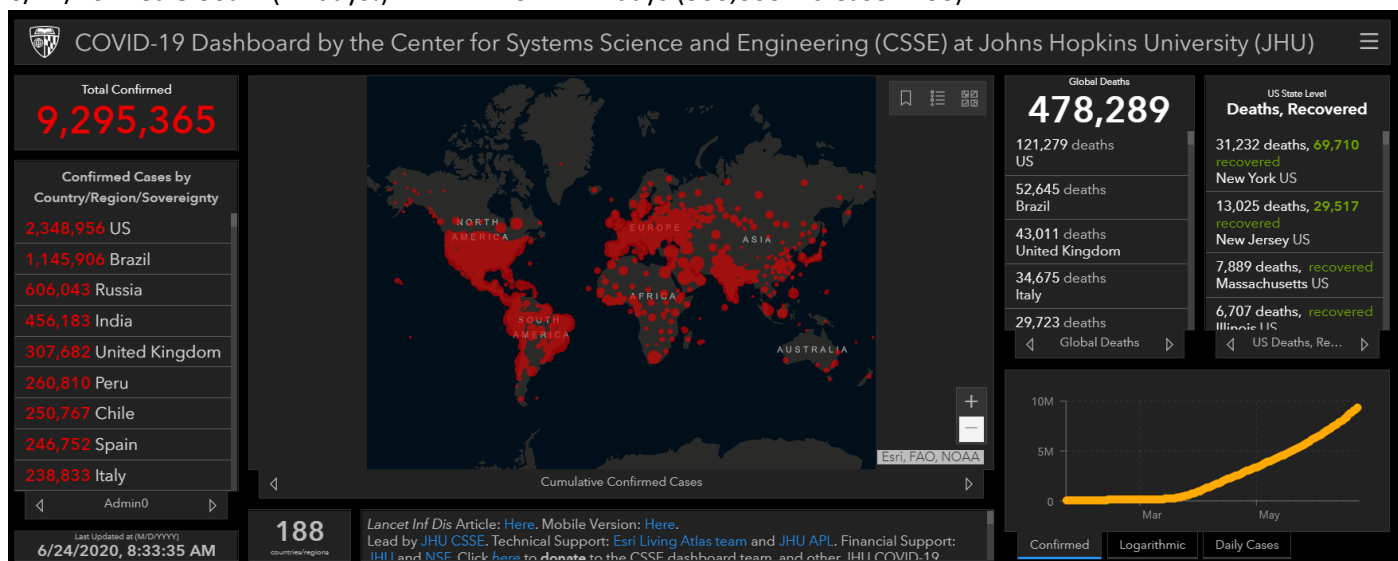
6/12/20 Fri – +830,000 in 6 days



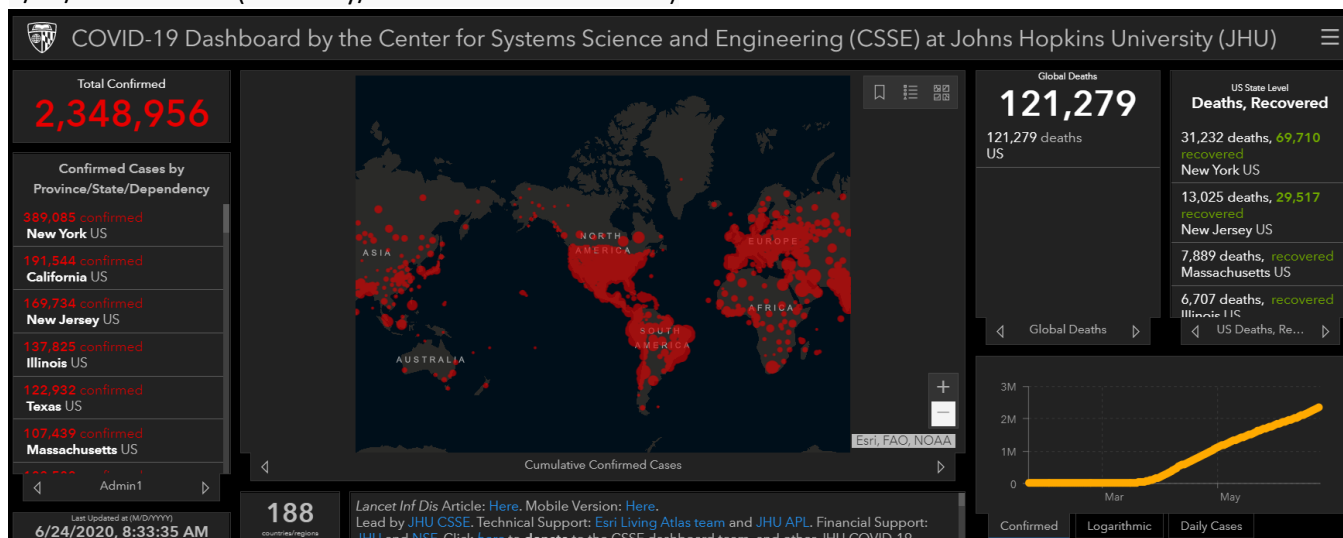
6/20/20 Sat. – 33,000 new cases in U.S. – highest total since May 1st.

The World Health Organization (WHO) reported more than 183,000 new cases of COVID-19 on Monday 6/22/20, the highest-single day increase since the pandemic started worldwide.

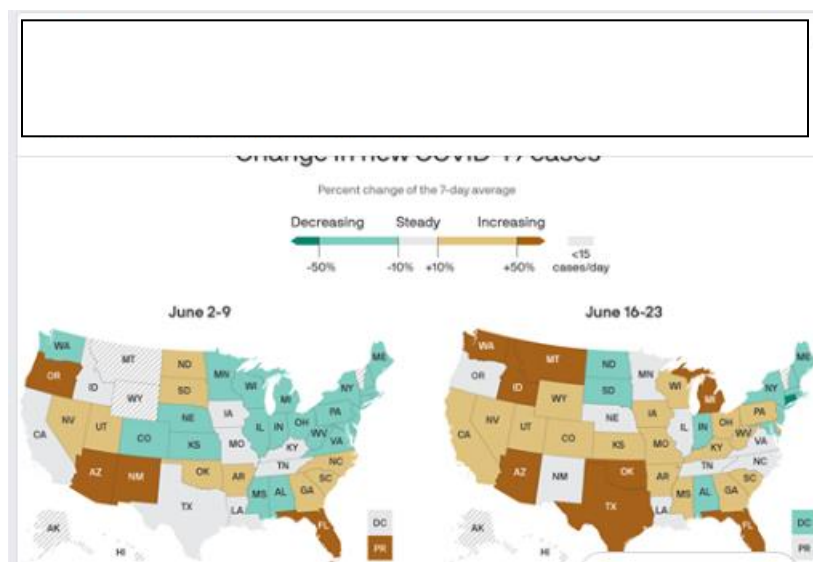
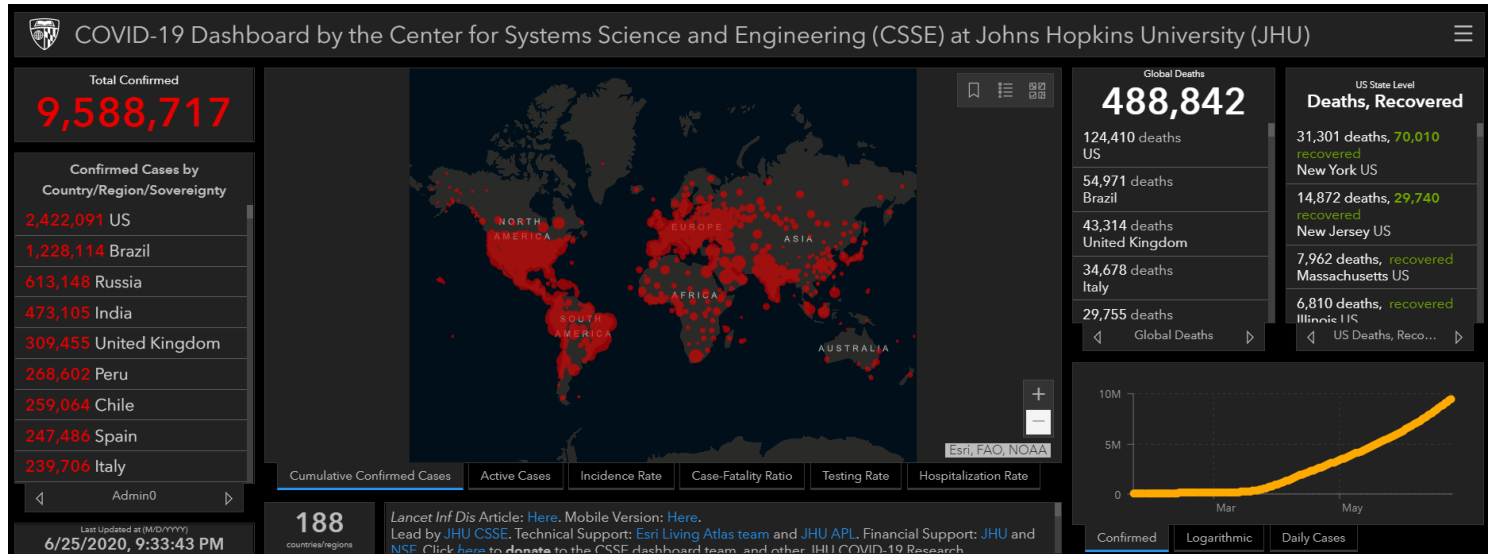
6/24/20 Wed 8:30am (12 days!): +1.7 million in 12 days (300,000 increase in US)



6/24/20 U.S. cases (same day/time as above worldwide)

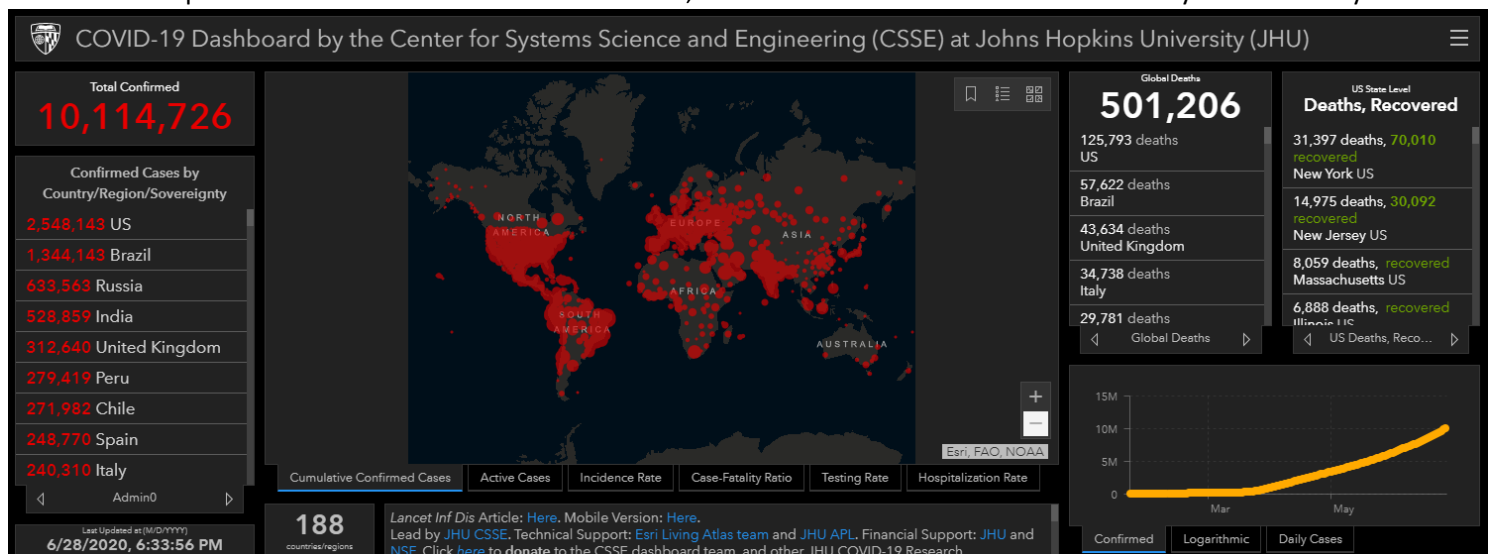


6/25/20 Thurs 9:30pm: +293,000 globally in 1 ½ days

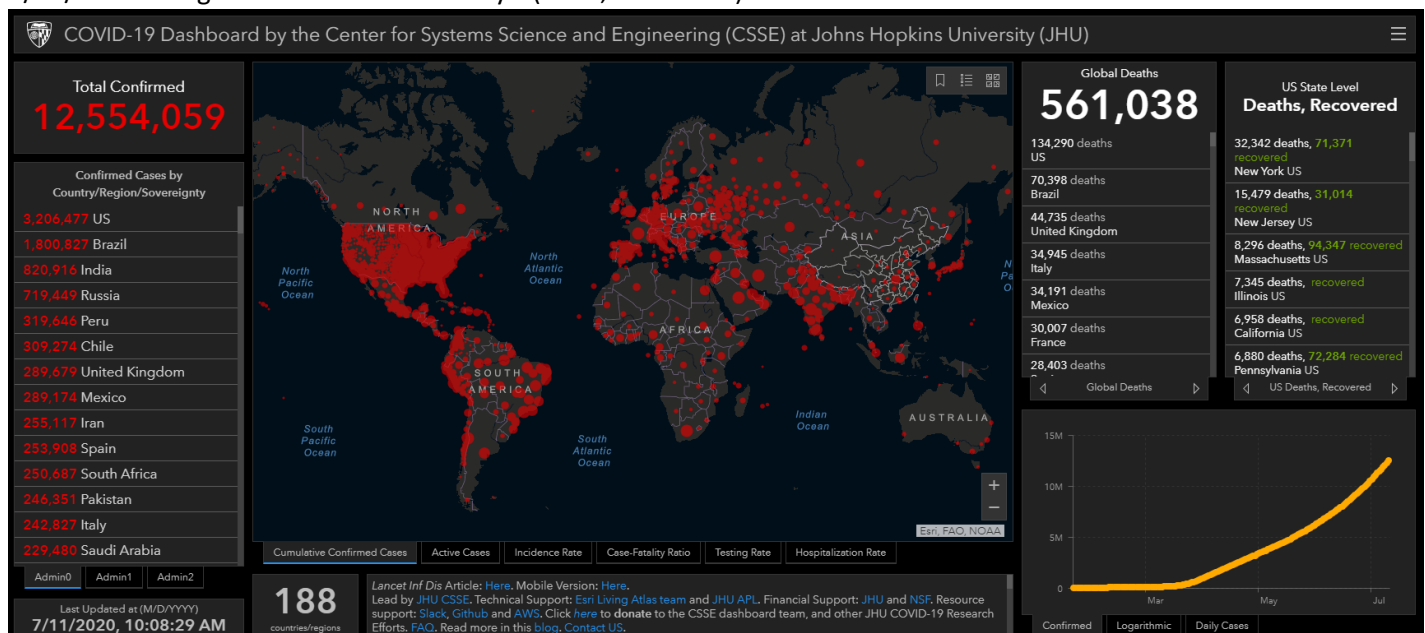




6/28/20 Sun 6:30pm: +526,000 globally in 3 days (+126,000 in U.S.) – **(June 28 at ½ million deaths globally)**

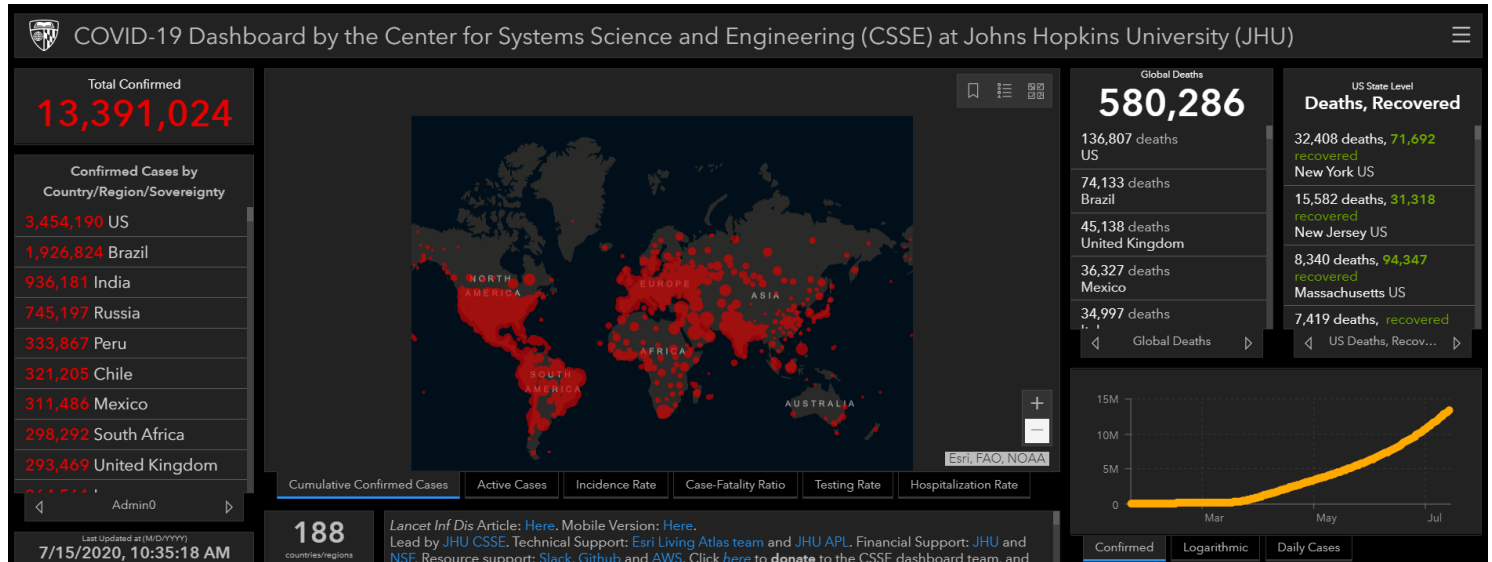
The U.S. has reported a total of 2.5 million cases and 125,000 deaths with Covid-19 - more than any other country.



7/6/20 12n: +1.4 million in 7+ days (+450,000 in U.S.) U.S. = 2,908,164 almost 3 mill



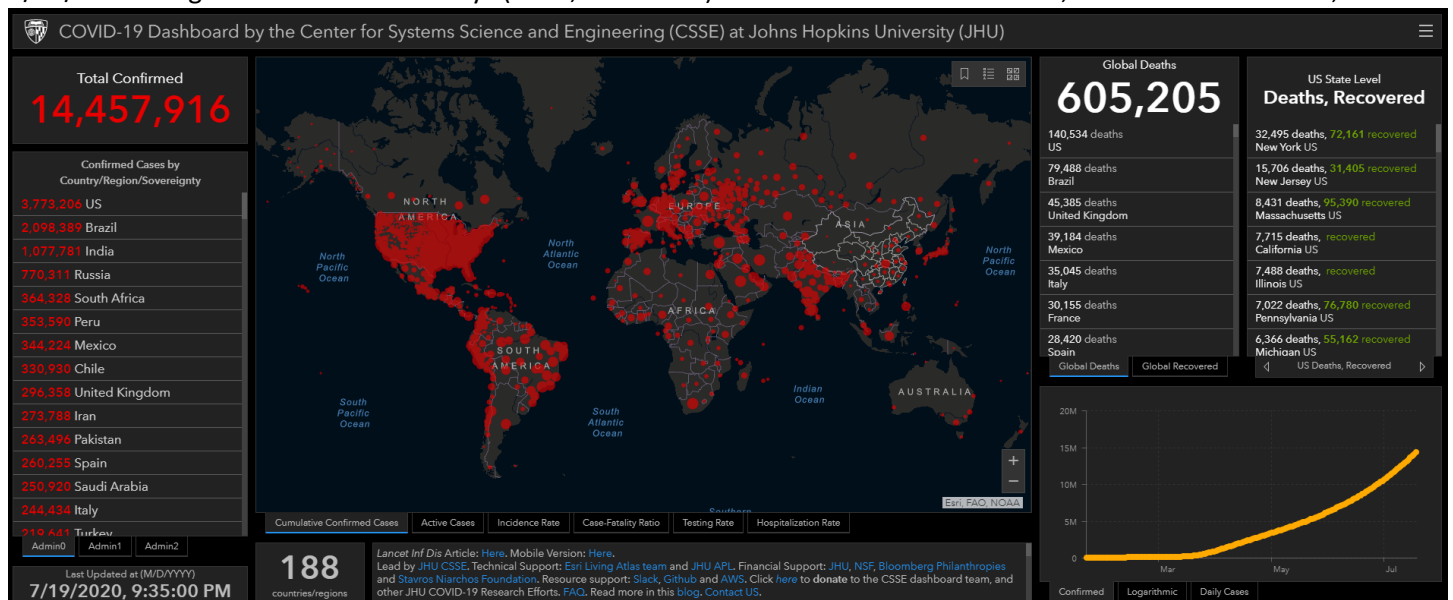
7/15/20 11 AM global +850,000 in 4 days (+250,000 in U.S.) U.S. = 3.45 mil (136,807 deaths) – Colorado 25th 37,668 cases



7/16/20 U.S. single-day record +77,255. 7/17/20 2nd highest day +71,558. So far July broke records 9x. 7/18 63,698

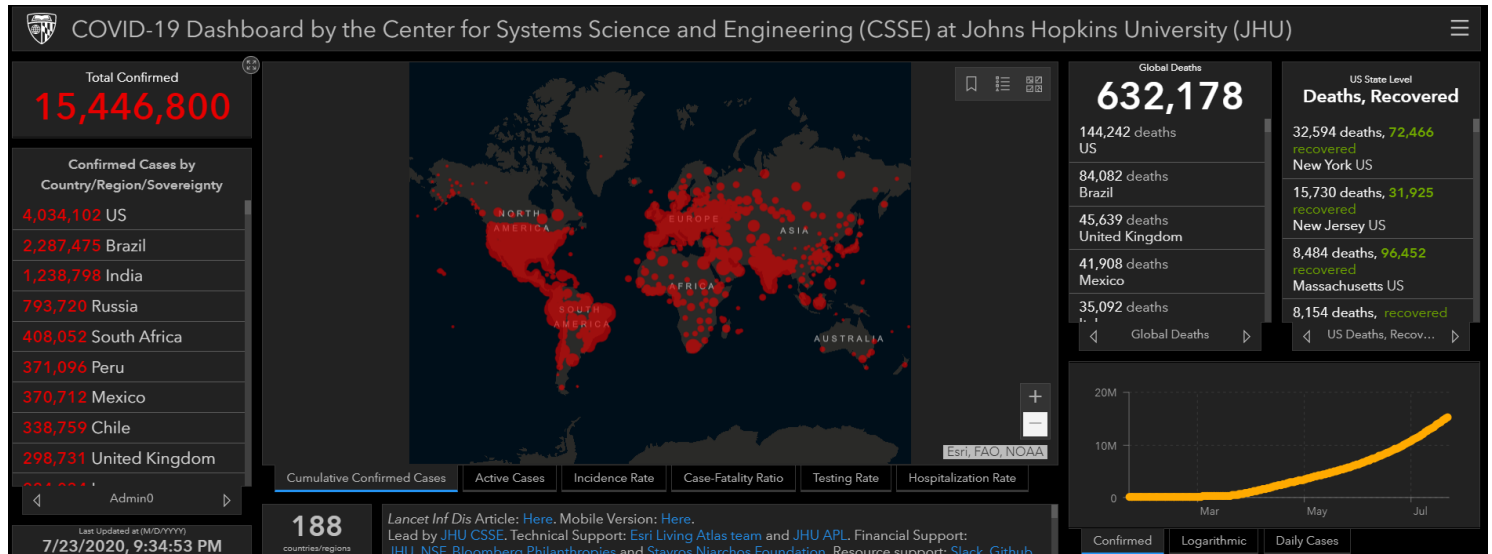
7/18/20 U.S. death toll reaches 140,000 (1/4 of global #). Highest single-day increase worldwide: +260,000.

7/19/20 10PM global +1 million in 4 days (+320,000 in U.S.) U.S. Death toll now over 600,000. Colorado 26th 40,124 cases

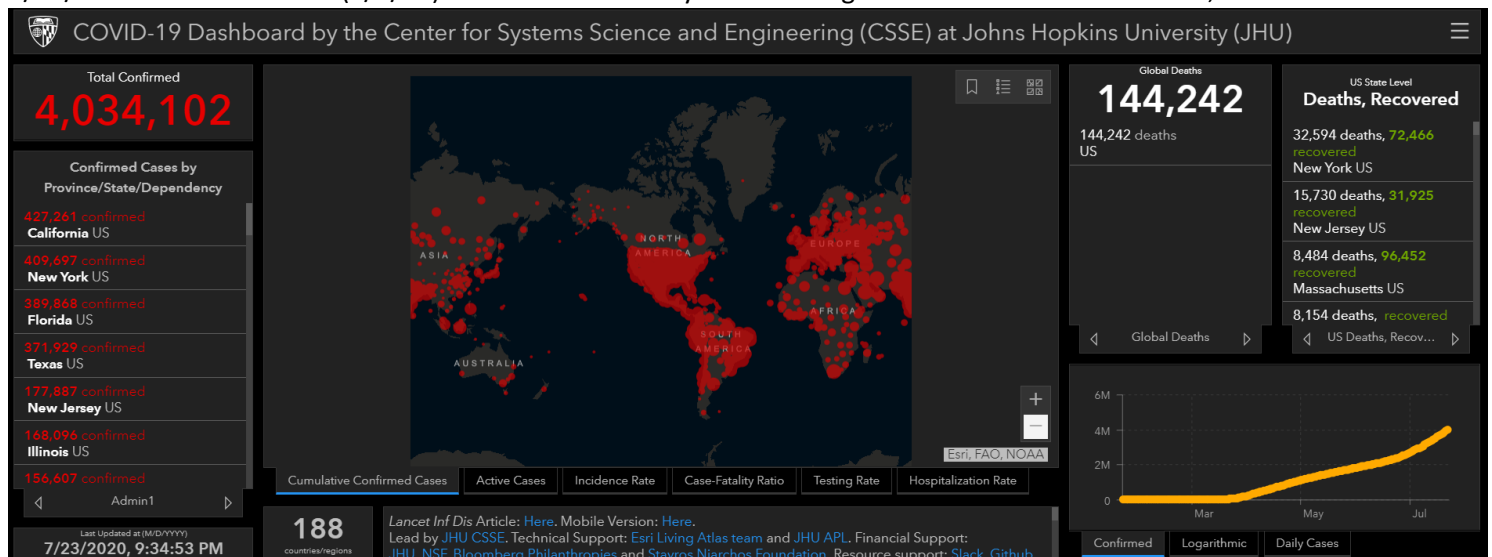


7/19/20 Sunday marked the 41st straight day that the seven-day average for new daily coronavirus infections in the United States trended upward. (Wash Post 7/20/20) <https://www.washingtonpost.com/nation/2020/07/20/covid-live-updates-us/>

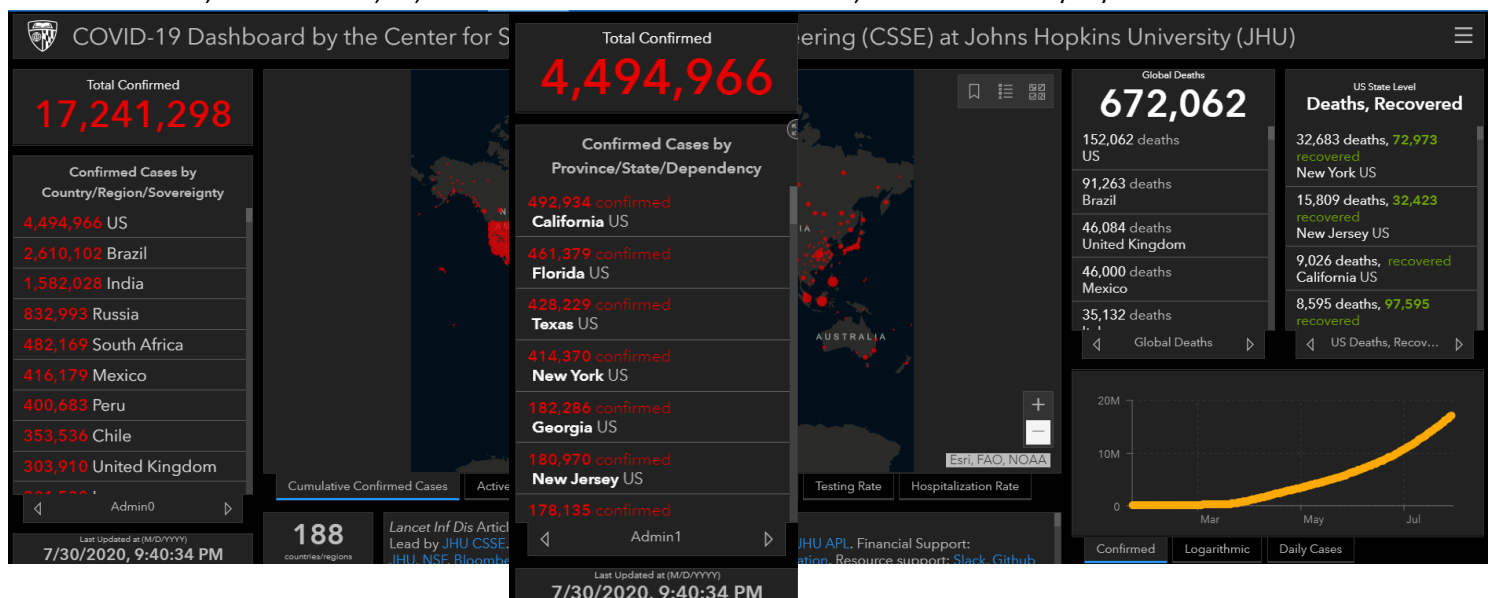
7/23/20 10PM global +1 million in 4 days (2nd time in a row).



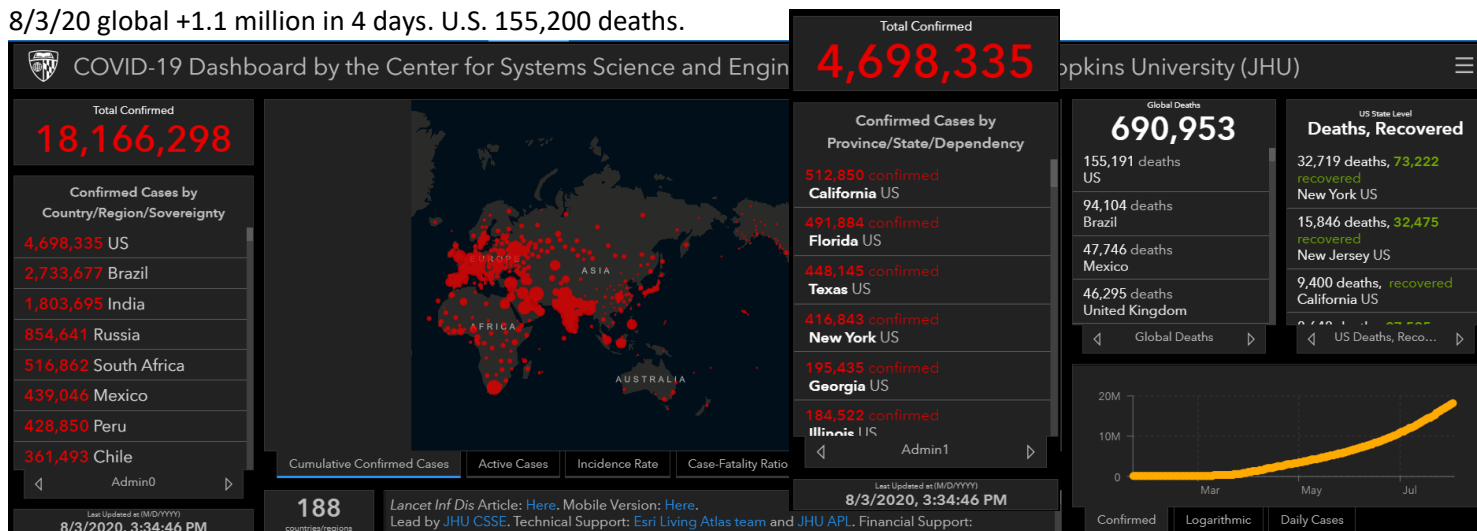
7/23/20 U.S. from 3 million (7/8/20) to 4 million in 15 days. CA now higher than NY. Colorado 26th 42,295 cases



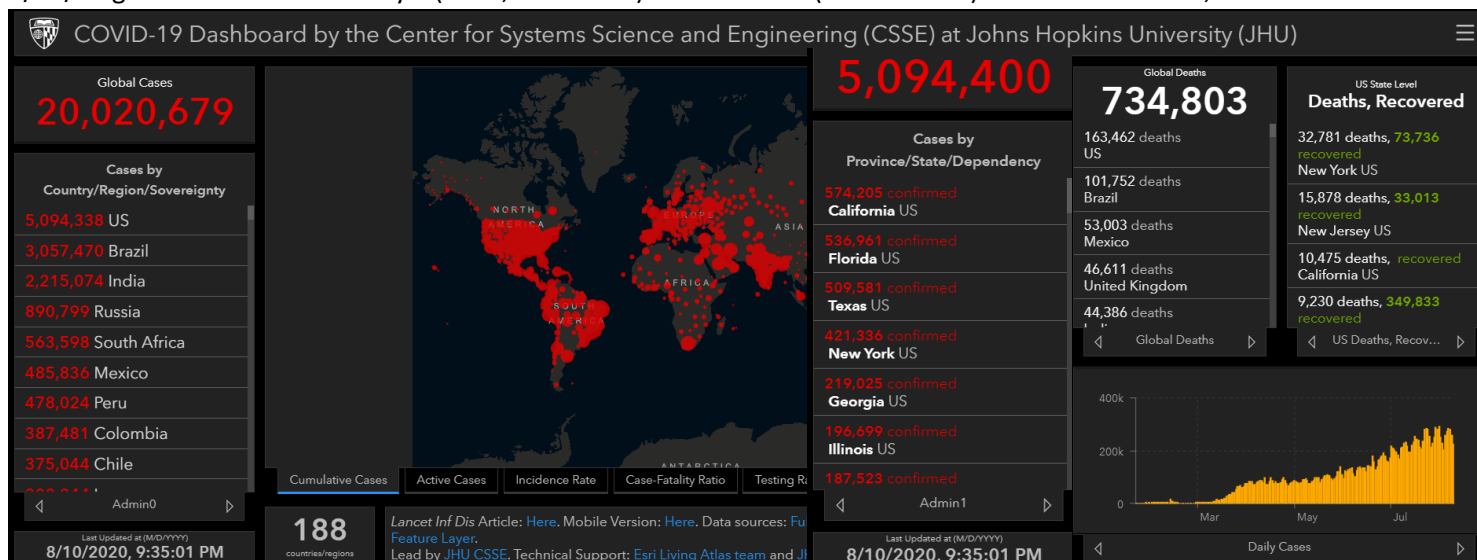
7/30/20 10PM global +1.8 million in 7 days. U.S. from 4 million to 4.5 million in 7 days. U.S. over 150,000 deaths (152K). Colorado 28th 46,186 cases. CA, FL, TX now all above NY. CA above 500,000 cases as of 7/31/20.



8/3/20 global +1.1 million in 4 days. U.S. 155,200 deaths.

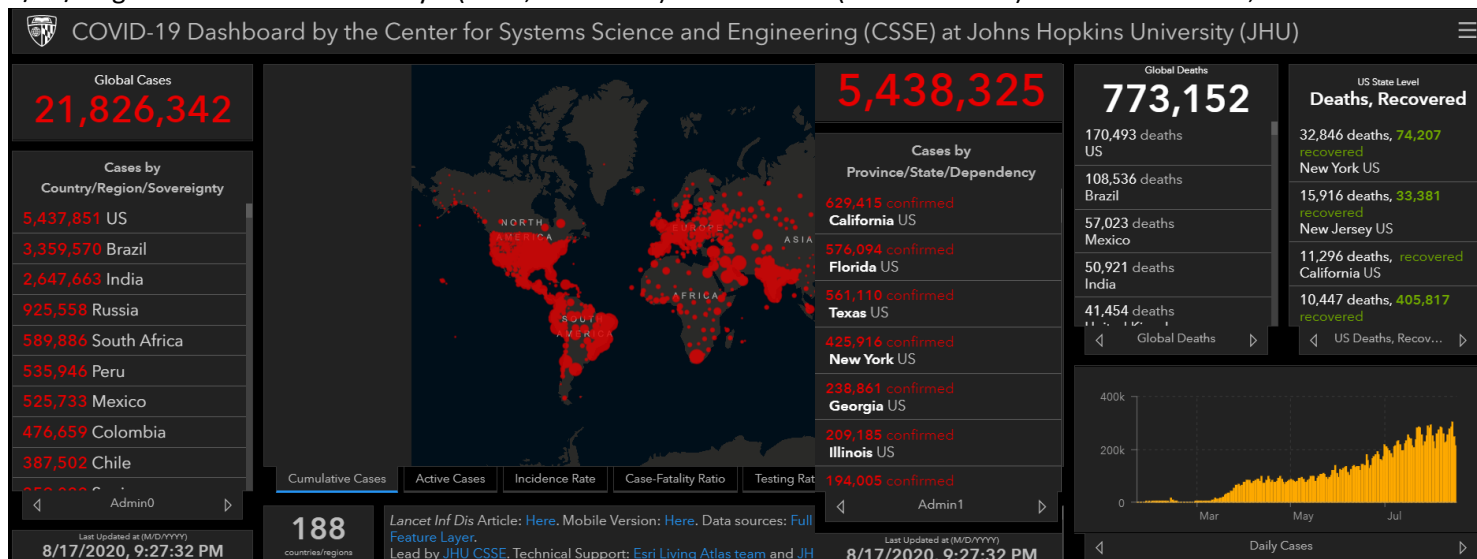


8/10/20 global +2 million in 7 days. (+400,000 in U.S.) U.S. = 5.1 mil (163K deaths) – Colorado 27th 51,020 cases.

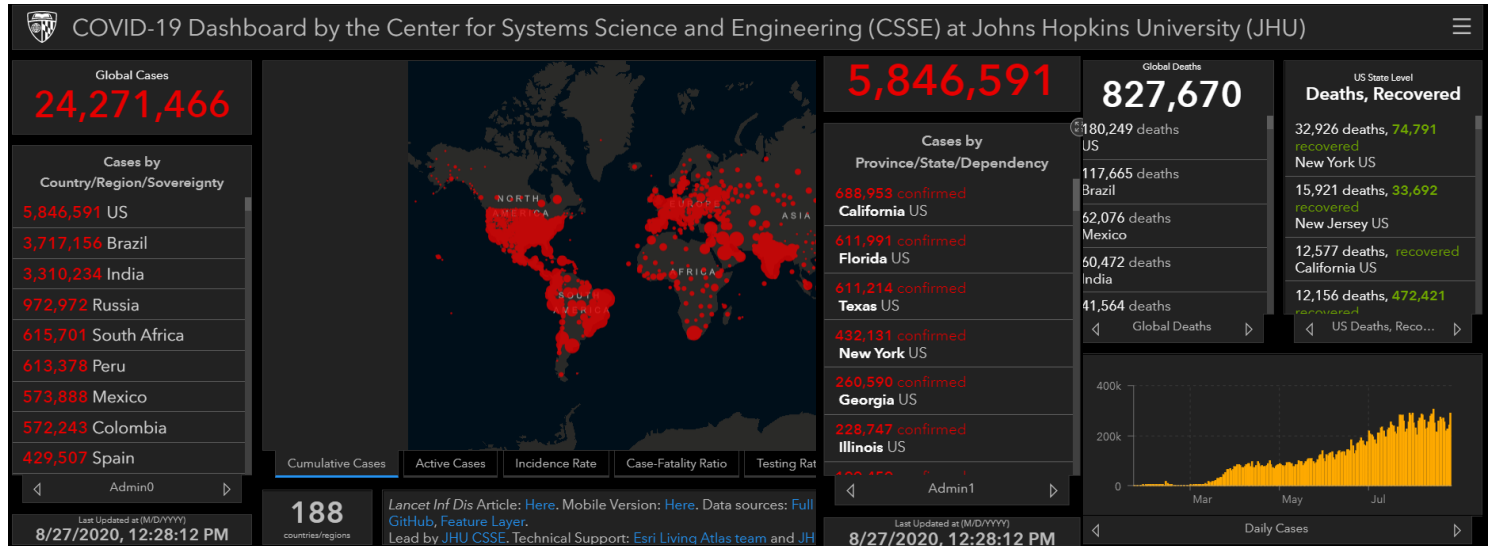


8/12/20 Highest single day of COVID deaths: 1,500. [Washington Post, Aug 12, 2020.](https://www.washingtonpost.com/archive/local/2020/08/12/covid-19-deaths-1500-washington-post-aug-12-2020/)

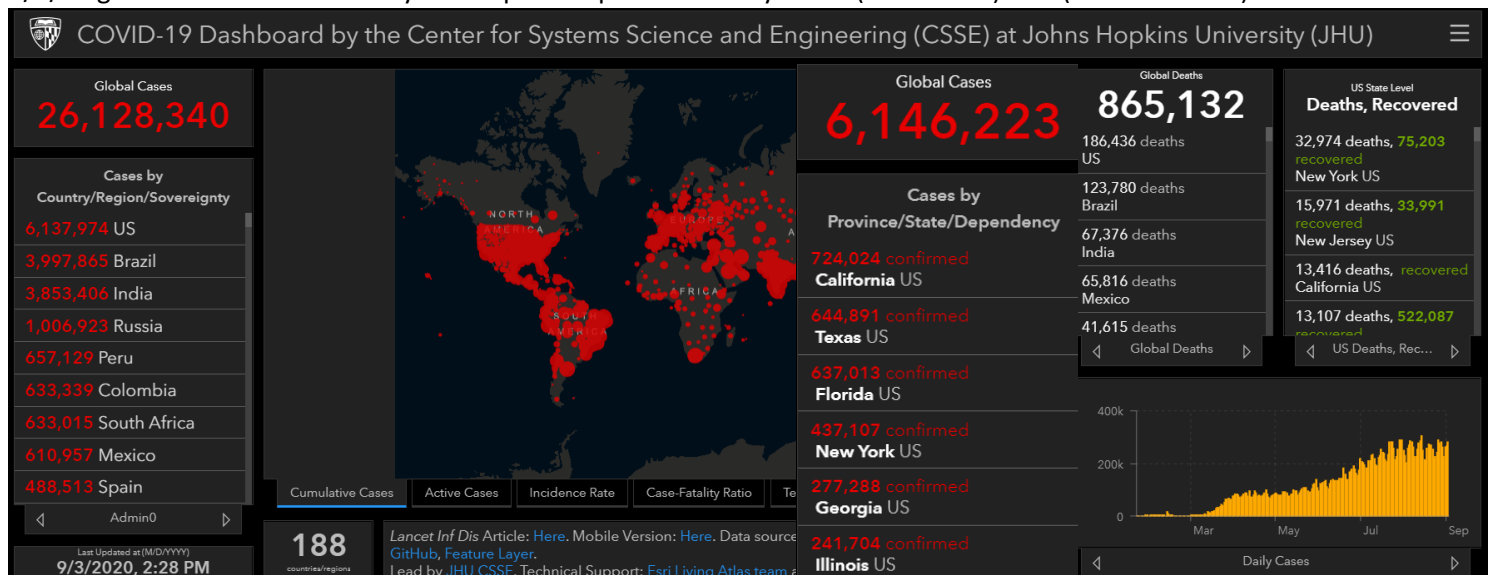
8/17/20 global +1.8 million in 7 days. (+340,000 in U.S.) U.S. = 5.4 mil (170.5K deaths) – Colorado 27th 53,350 cases.



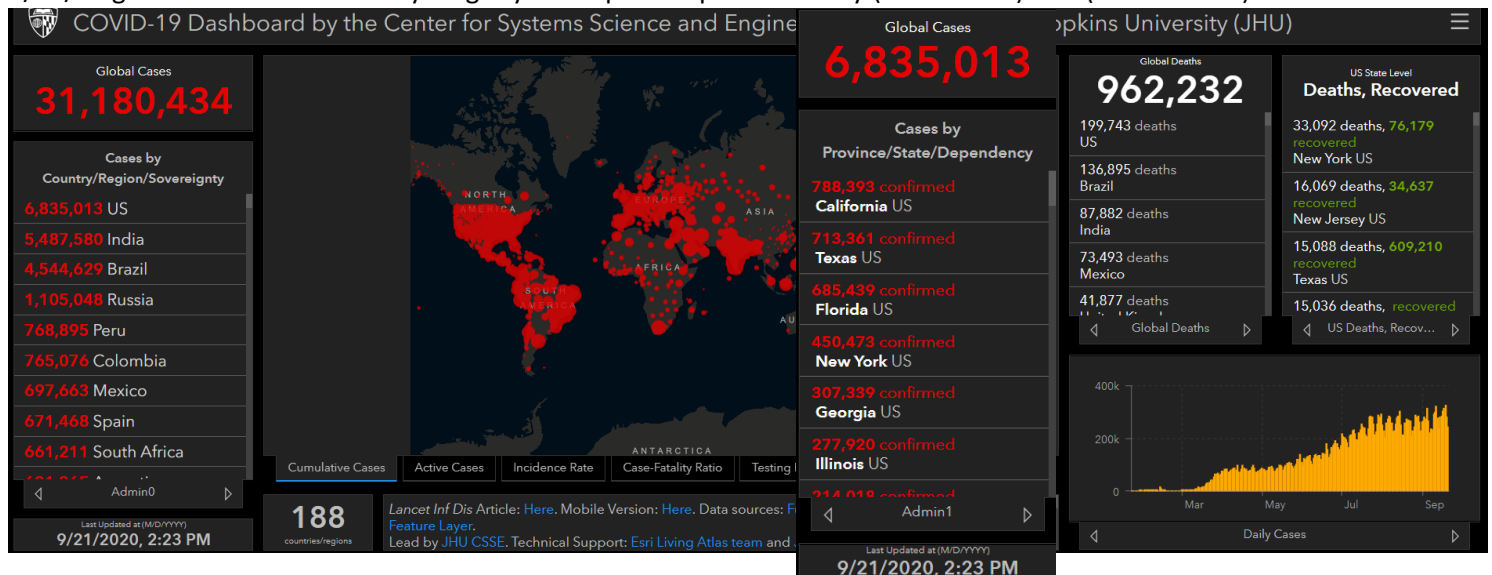
8/27/20 global +2.5 million in 10 days same pace as previous 7-day totals (+408K U.S.) U.S. (180.5K deaths) – CO 29th 56K.



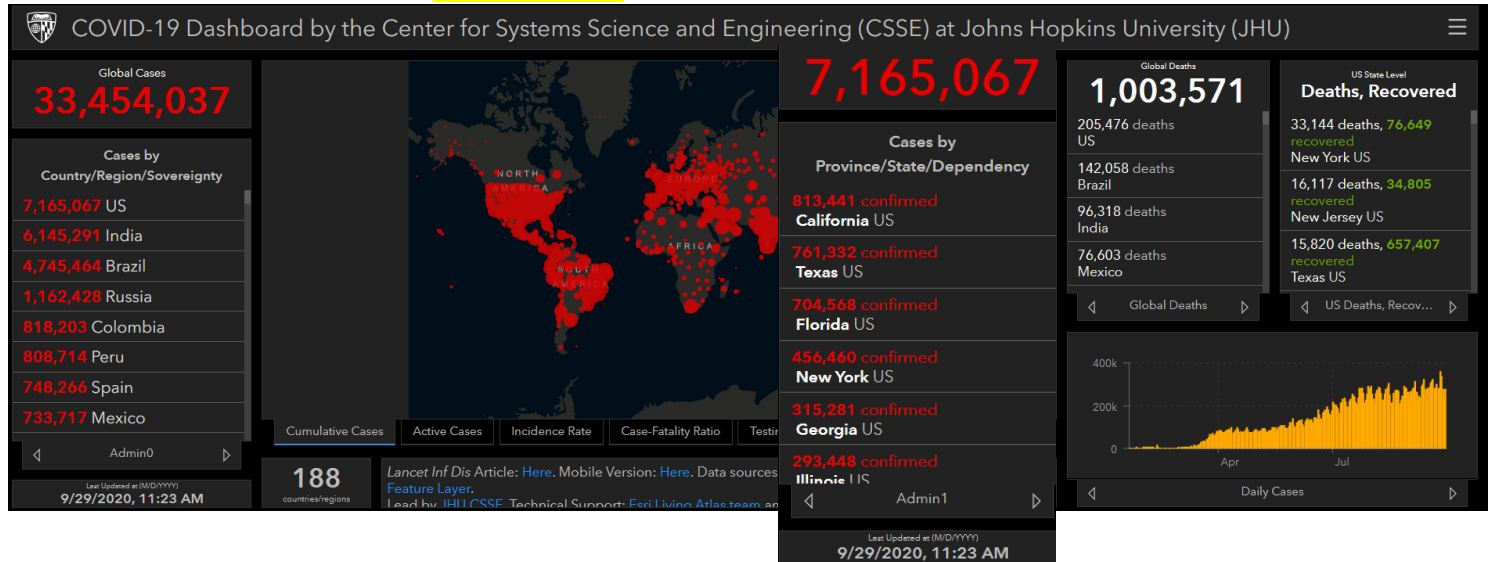
9/3/20 global +1.9 million in 7 days same pace as previous 7-day totals (+290K U.S.) U.S. (186.4K deaths) – CO 30th 58K.



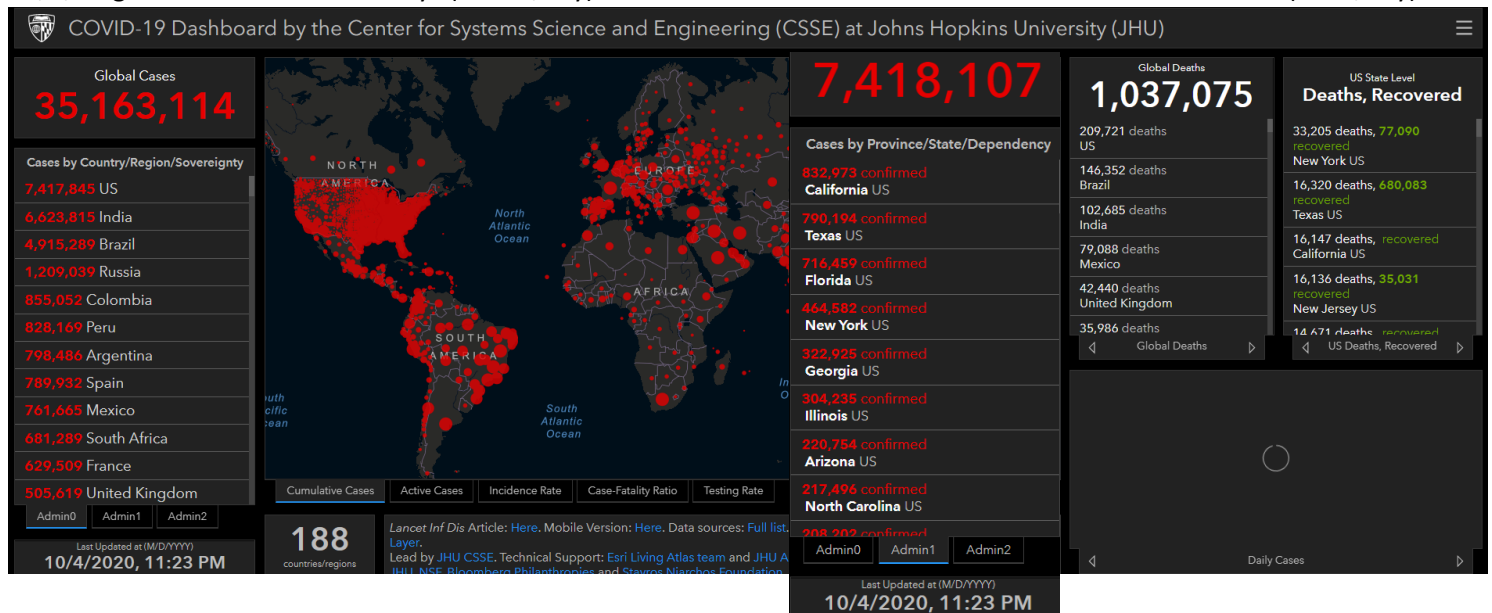
9/21/20 global +5 million in 18 days slightly lower pace of previous daily (+278 K U.S.) U.S. (200K deaths) – CO 30th 64.4K



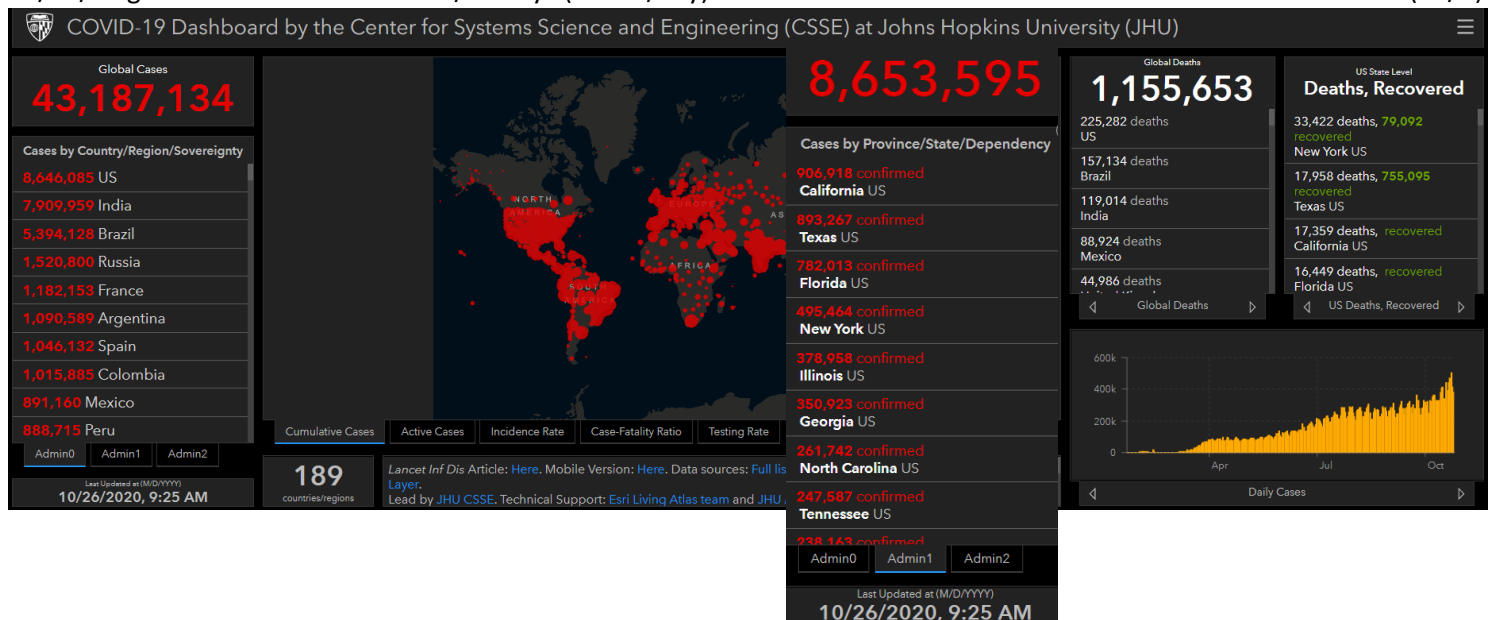
9/29/20 +284K/day. global reaches **1 million deaths**. U.S. over 7 million cases & 205K deaths – CO 31st nearly 70K cases.



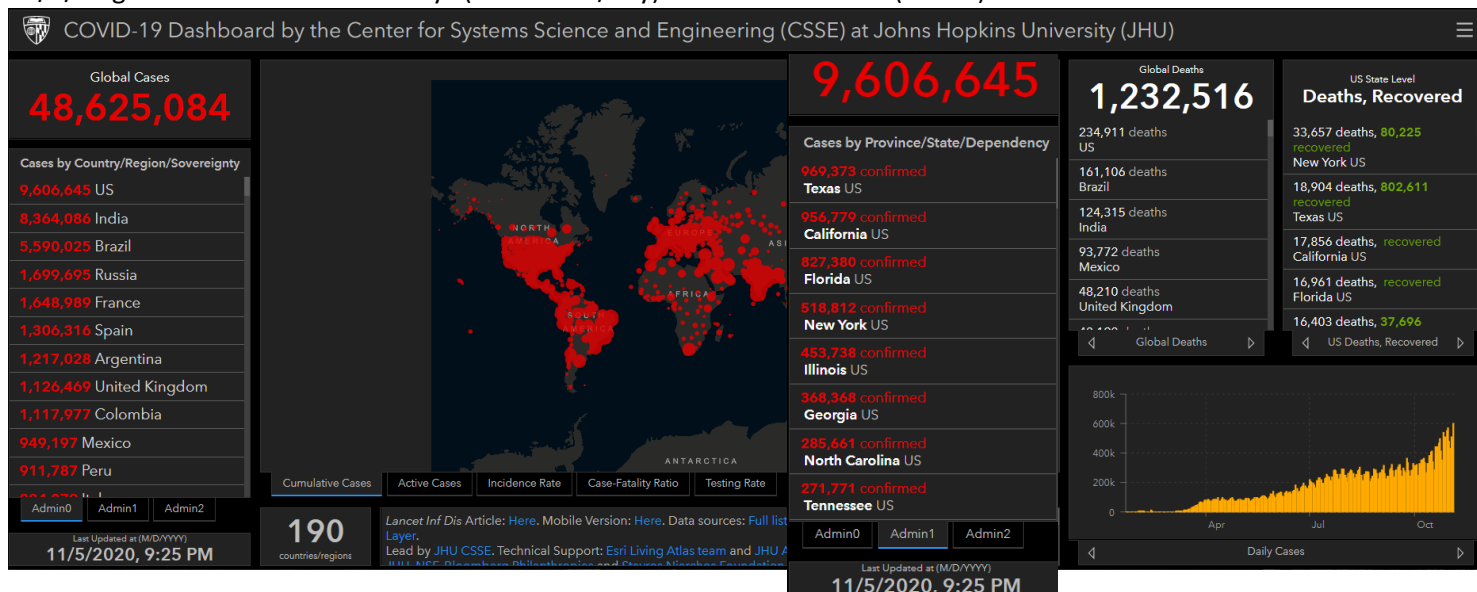
10/4/20 global +1.7 million in 5 days (+342K/day). U.S. 7.4 million cases & 210K deaths – CO 31st 73K cases (+600/day).



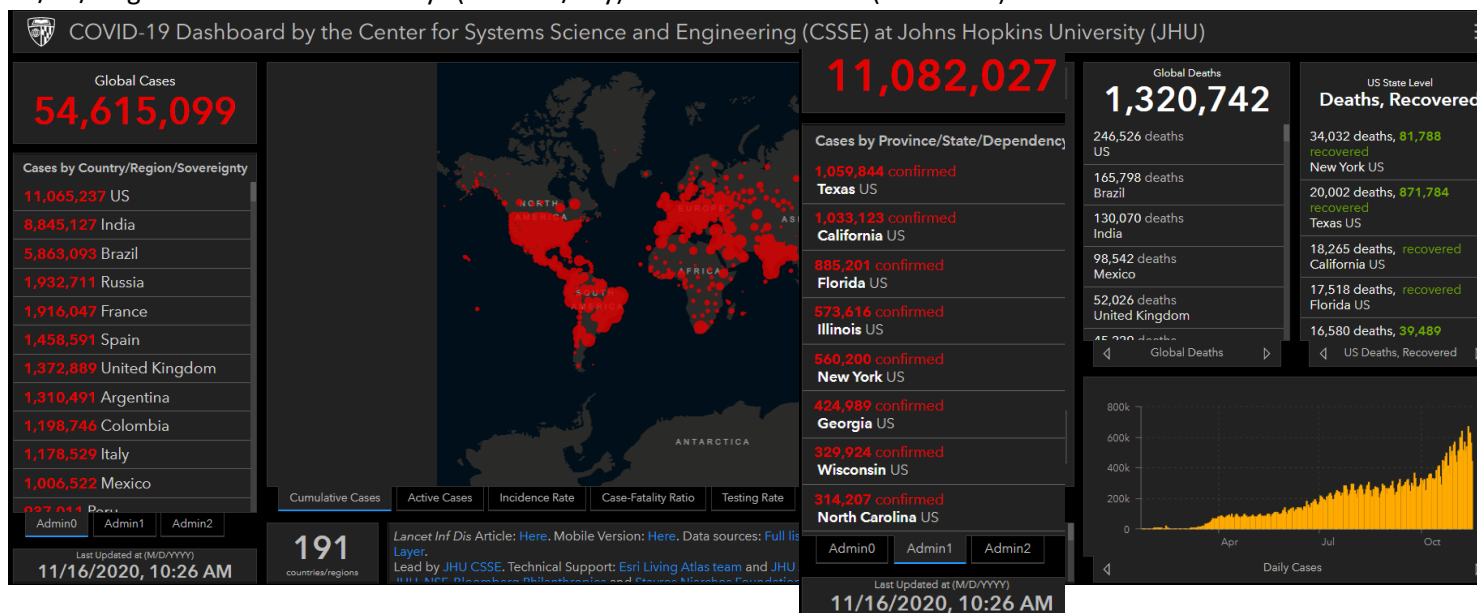
10/26/20 global +8 million in 3 weeks/22 days (+365K/day). U.S. 8.7 million cases & 225K deaths – CO 32nd 95K cases (1K/d)



11/5/20 global +5.4 million in 10 days (+544 365K/day). U.S. 9.6 mill cases (+953K) & 235K deaths – CO 28th 121K cases

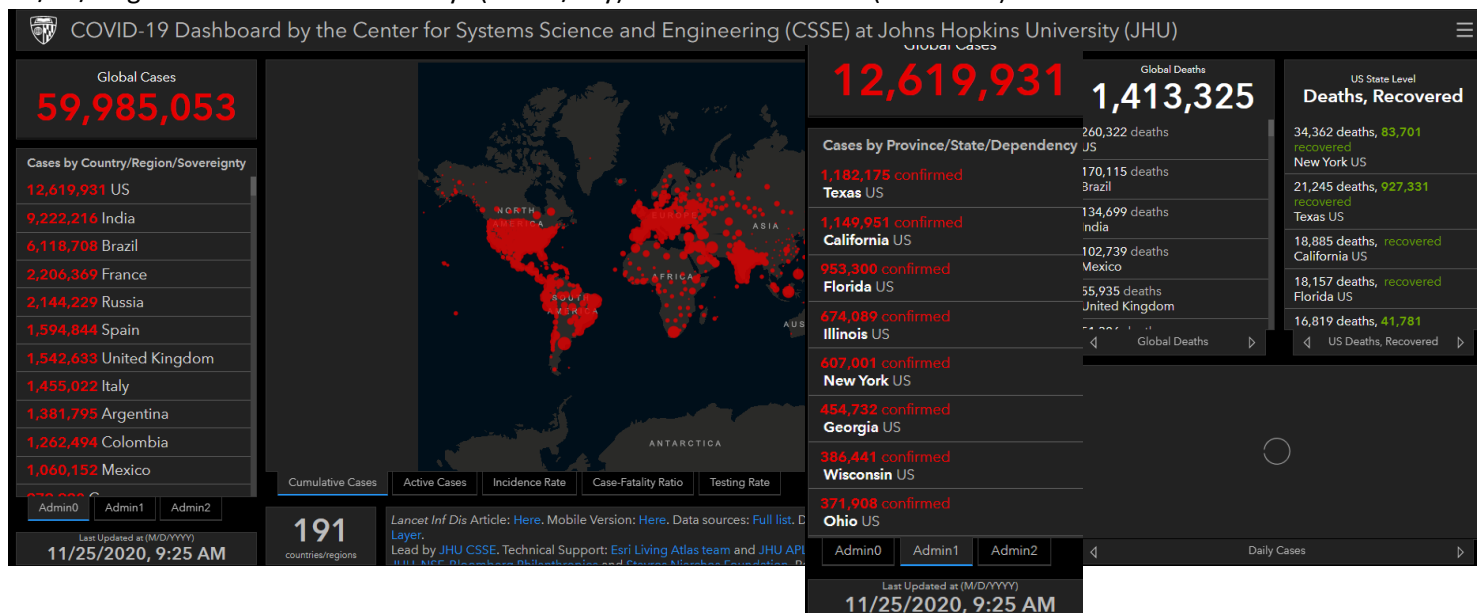


11/16/20 global +6 million in 11 days (+545.5K/day). U.S. 11.1 mill cases (+1.45 mill) & 247K deaths – CO 24th 163K cases

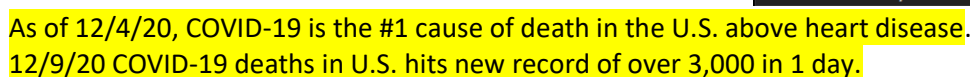


11/??/20 U.S. reaches 250,000 deaths. Every day since week of 11/30/20 record breaking COVID-19 cases and deaths.

11/26/20 global +5.37 million in 9 days (+597K/day). U.S. 12.6 mill cases (+1.55 mill) & 260.3K deaths – CO 24th 206+K cases



12/4/20 global +5.42 million in 9 days (+602K/day). U.S. 14.2 mill cases (+1.54 mill) & 276.5K deaths – CO 20th 247+K cases



COVID-19 Dashboard by the Center for Systems Science and Engineering (CSSE) at Johns Hopkins University (JHU)

Global Cases
72,446,947

Cases by Country/Region/Sovereignty

16,293,597	US
9,884,100	India
6,901,952	Brazil
2,656,601	Russia
2,430,715	France
1,855,737	Italy
1,854,500	United Kingdom
1,836,728	Turkey
1,730,575	Spain
1,498,160	Argentina
1,425,774	Colombia
1,354,410	Germany

Last Updated at (M/D/YYYY)
12/14/2020, 10:28 AM

Global Deaths
1,616,191

Deaths, Recovered

299,455 deaths	US
181,402 deaths	Brazil
143,355 deaths	India
113,953 deaths	Mexico
65,011 deaths	Italy
64,268 deaths	Germany

Cases by Province/State/Dependency

1,588,070 cases	California US
1,410,269 cases	Texas US
1,125,931 cases	Florida US
848,904 cases	Illinois US
775,160 cases	New York US
562,727 cases	Ohio US
542,838 cases	Georgia US
502,227 cases	Pennsylvania US
448,056 cases	Arizona US

US State Level

35,557 deaths, 91,366 recovered	New York US
24,414 deaths, 1,176,377 recovered	Texas US
21,046 deaths, recovered	California US
19,866 deaths, recovered	Florida US
17,751 deaths, 48,654 recovered	Illinois US

Cumulative Cases | **Active Cases** | **Incidence Rate** | **Case-Fatality Ratio** | **Testing Rate**

191 countries/regions

Lancet Inf Dis Article: [Here](#). Mobile Version: [Here](#). Data sources: Full list Layer.
Lead by JHU CSSE. Technical Support: Esri Living Atlas team and JHU A
JHU, BGS, Bloomberg Philanthropies and Google.org Foundation

Last Updated at (M/D/YYYY)
12/14/2020, 10:28 AM

COVID-19 Dashboard by the Center for Systems Science and Engineering (CSSE) (JHU)

Global Cases
75,230,033

Cases by Country/Region/Sovereignty

17,269,542	US
9,979,447	India
7,110,434	Brazil
2,764,843	Russia
2,483,661	France
1,955,680	Turkey
1,954,311	United Kingdom
1,923,158	Italy
1,785,421	Spain
1,524,372	Argentina
1,468,795	Colombia
1,467,124	Germany

Admin0 Admin1 Admin2

Last Updated as (M/D/YYYY)
12/18/2020, 10:28 AM

191 countries/regions

Global Deaths
1,668,030

Global Deaths

311,529	deaths	US
184,827	deaths	Brazil
144,789	deaths	India
116,487	deaths	Mexico
67,894	deaths	Italy
64,430	deaths	South Carolina US
251,760	cases	Oklahoma US
246,553	cases	Maryland US
243,918	cases	Utah US
234,020	cases	

Admin0 Admin1 Admin2

Last Updated as (M/D/YYYY)
12/18/2020, 10:28 AM

US State Level
Deaths, Recovered

US State Level

36,052	deaths	93,418	recovered	New York US
25,184	deaths	1,216,415	recovered	Texas US
22,193	deaths		recovered	California US
20,305	deaths		recovered	Florida US
18,124	deaths	50,167	recovered	New Jersey US

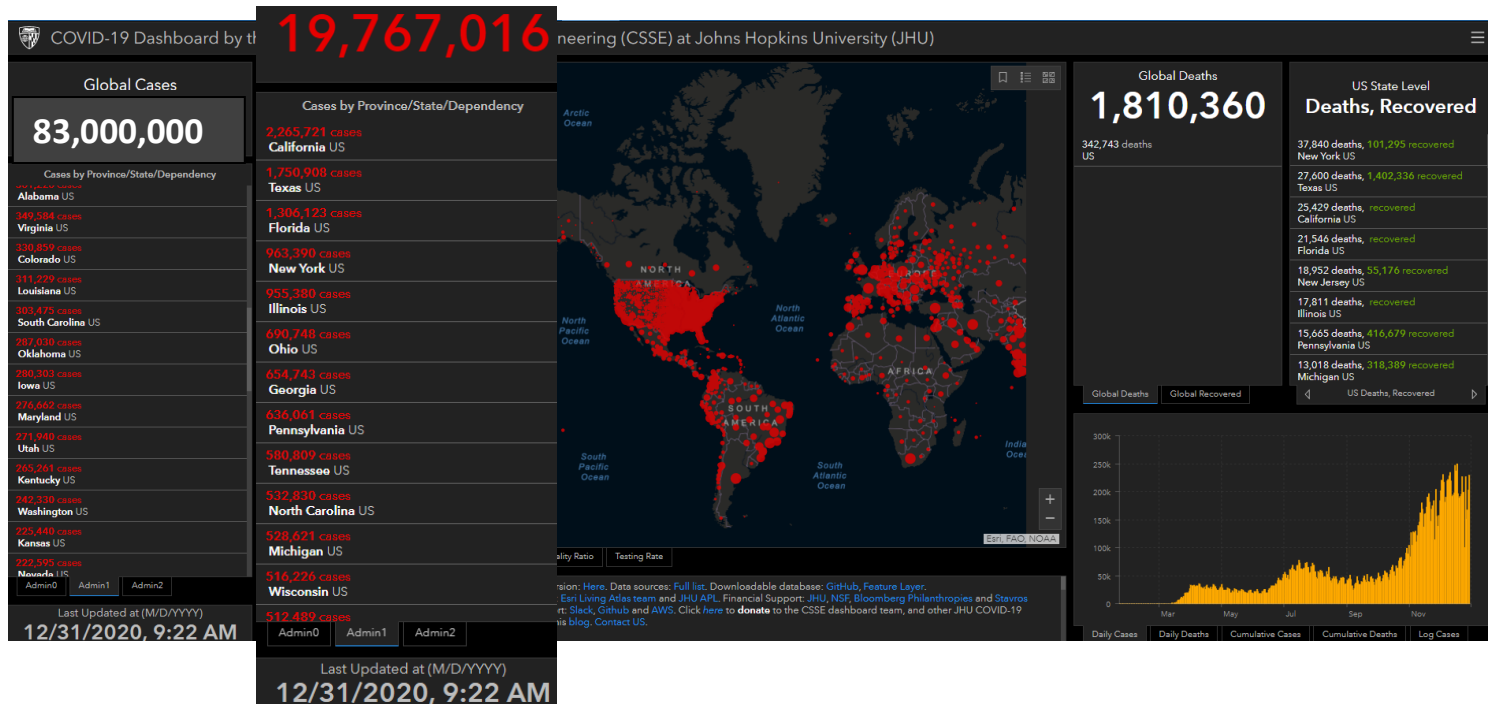
Global Deaths US Deaths, Recovered

Daily Cases

Over 70,000 deaths in December 2020, highest on record.

12/31/20 global +7.8 million in 13 days (+597K/day). U.S. 19.8 mill cases (+2.5 mill) & 343K deaths – CO 21st 331K cases

12/31/19 one year ago today, WHO discovers a few dozen pneumonia cases “of unknown origin” in Wuhan, China.



January 7, 2021 COVID-19 deaths in U.S. hits new record of 4,000 in 1 day. Records continue daily. January 13 = 4,200/day.

<https://www.cnn.com/2021/01/12/health/us-coronavirus-tuesday/index.html>

January 15, 2021:

Global Cases: 93.4 million (+10.5 million in 2 weeks or +695K/day for 15 days), nearing 100 million.

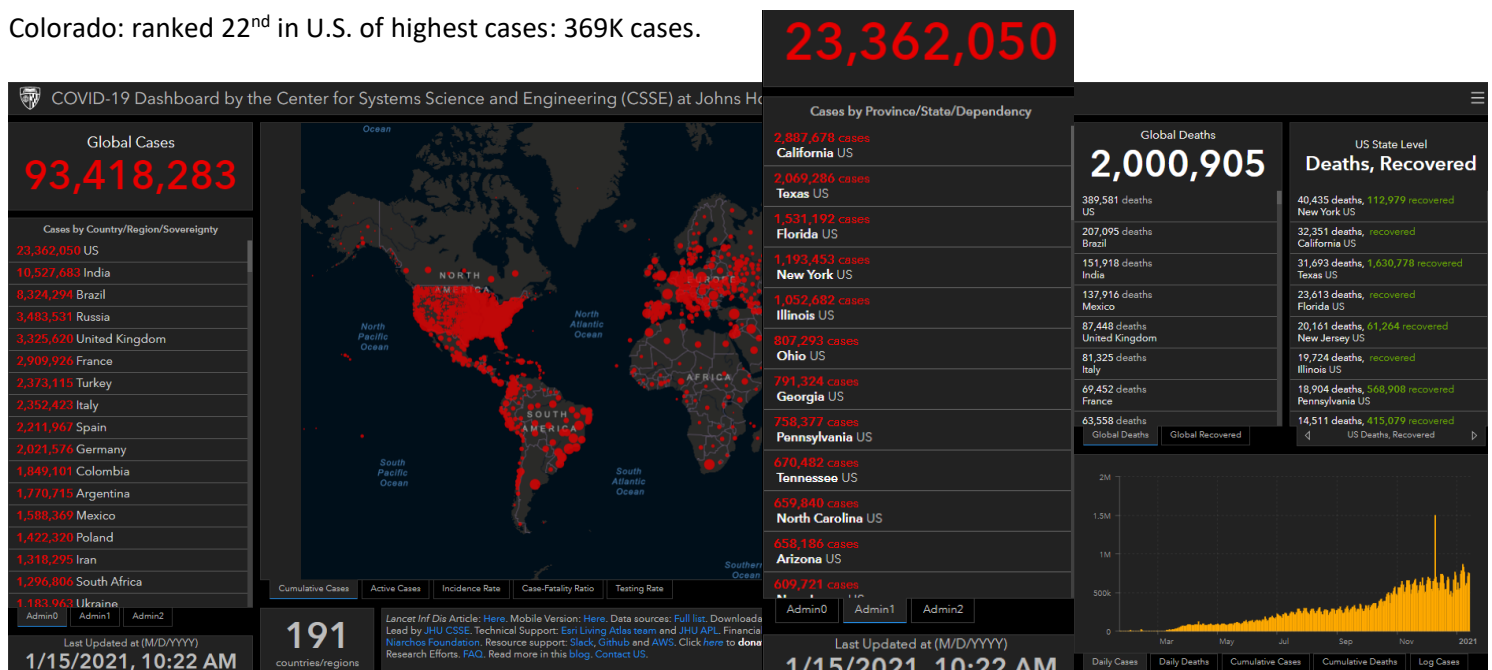
Global Deaths: reached 2 million on January 15.

U.S. Cases: 23.4 million (+3.4 mill). U.S. Deaths: 390K but 400K deaths expected < 1 week.


<https://www.bloomberg.com/news/articles/2020-12-29/cdc-forecasts-400-000-u-s-covid-deaths-before-trump-s-exit>

NOTE: U.S. Deaths exceeded 400,000 in 4 days - see below!

Colorado: ranked 22nd in U.S. of highest cases: 369K cases.



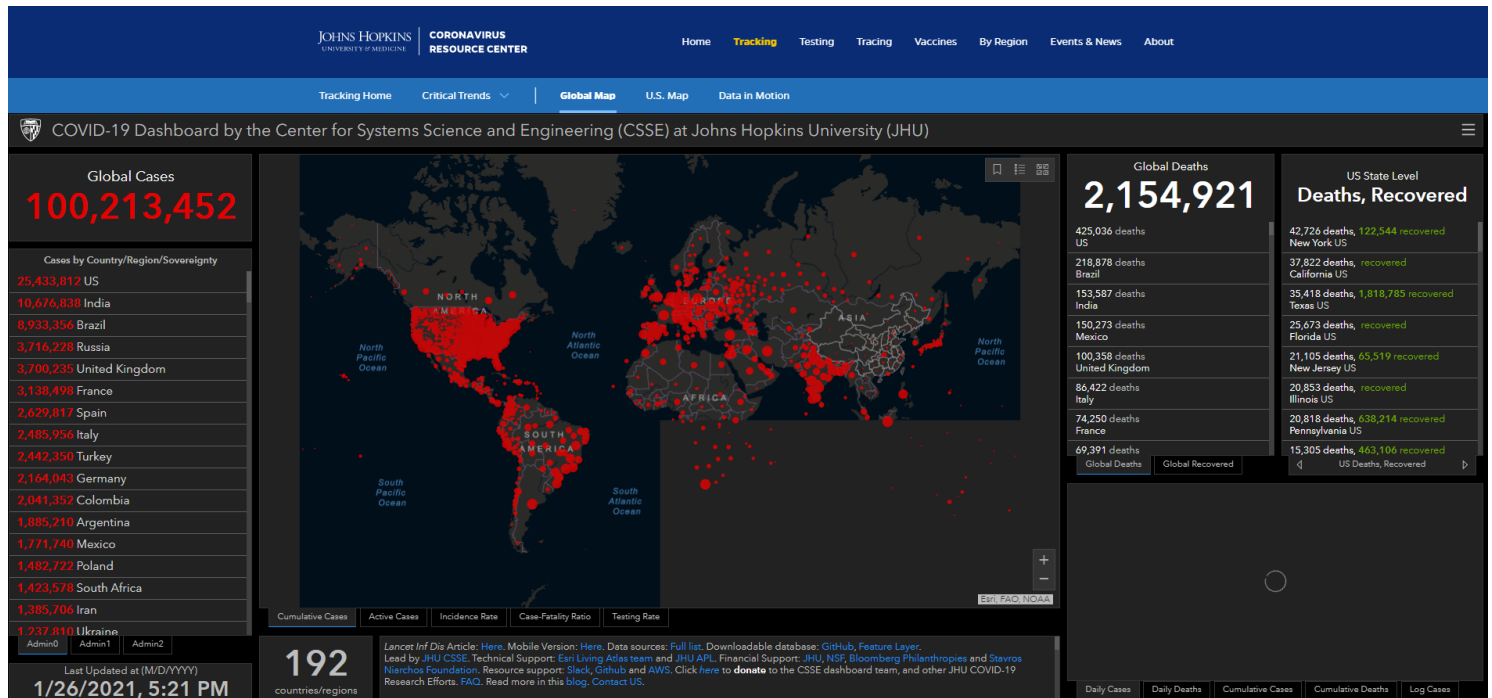
<https://apnews.com/article/wuhan-health-coronavirus-pandemic-a0fe3d986a7b01400429c0fa5943175a>



January 26, 2021:

Global Cases exceed 100 million. Global Deaths exceed 2 million. U.S. Cases exceed 25 million.

Colorado: ranked 22nd in U.S. of highest cases: 387K cases.



Other data sources:

WHO (World Health Organization) Coronavirus Disease (COVID-19) Dashboard: <https://covid19.who.int/>

CDC (Centers for Disease Control and Prevention) COVID Data Track: <https://covid.cdc.gov/covid-data-tracker/>

Our World in Data: <https://ourworldindata.org/covid-cases> - interactive chart JHU CSSE data global totals by date

